



The Examiner

July 2013



President Report

Happy July 4th everyone!!!! It's summer time, vacation time, pool party time, BBQ time & piggy mud hole time!!! I'm putting up a mister system for my piggies...Crystal at VegasPigPets is using outdoor misting fans....Suey at Lil' Orphan Hammies has a cemented in wading piggy pool, complete with sloped ramp, with a pipe in the middle to fill the pool when you turn on the water, Pumba in Mississippi mommas made a piggy pool by using a large kids plastic pool, cutting the sides down so it's not too tall for the pigs to get in and out of, and then covered the plastic pool edges with pool noodles cut lengthwise to fit over the cut edges to protect the bellies. The pool noodles are held in place with duct tape- piggy cooling inventions at their finest!!! Jerry, Peggy Wimberly's husband, used hog panels to create an arched shade area!! He took the panel, stood it up lengthwise, secured the short side edge with rebar, bent the tall end over, and secured that with rebar. This created an arch that he then covered with shade cloth!!! Then they grew grape vines over it to give even more shade. Take a look at the pics below! Please e-mail us or put your piggy cool off inventions on the SCAMPP Facebook to share with all the piggy people!!!



SCAMPP has been busy- not only going to events and educating people on pig pets, but also having some fun going to the Corona Pumpkin Farm to pick boysenberries!!! See page 2 !!! On June 21st, SCAMPP did an educational presentation at The Ruff House Pet Resort in Riverside for their Kids Summer Camp. There were over 30 kids!!!!!! See page 8-9 for the pics!!! June 28th, SCAMPP had a booth at Emerald Court Retirement Community's Eco-Friendly Day! There was live music, a farmers market, and a variety of vendors, and flowers, crafts, natural products!! See page 10 for all the highlights!! We are getting busy for the summer too with these upcoming events:

- ★ July 19 and July 26, 2013 (both Fridays) - Riverside Animal Shelter Critter Kiddz Camp - SCAMPP will be doing a presentation that includes some basic pig info and care, and then some training demonstrations. Come join us! **We need pigs.** See page 16 for details.
- ★ July 27, 2013 (Saturday) - another FUN event. See page 16 for details.
- ★ July 30, 2013 (Tuesday) - Annual Critter Carnival - at Perris Hill Park, 1001 E. Highland Ave, San Bernardino. This is in conjunction with The Farmer's Market. The Critter Carnival will include other animal-related booths as well as SCAMPP, and is from 6pm to 9pm. Also at 8:15pm is a free live performance of "Pinocchio" in the amphitheater put on by the Junior University.

Plan ahead to attend our **next SCAMPP Meeting, Saturday July 13th. We will be having a Dessert Auction.** The theme is Red, White and Blue but the dessert doesn't necessarily need to be. The meeting time will be our normal time of 5pm for "social/visiting hour" and 6pm for the meeting, at Carrow's Restaurant in Riverside. **The meeting topic will be "Pigs and Their Toys" (keeping pigs occupied).** See you there!!! ~ Oink!!, Karrie



Boysenberry Picking

June 15, 2013



On Saturday, June 15, 2013, some SCAMPPer's & I took a "field trip" to Corona Pumpkin Farm to pick boysenberries. Farmer Jeremy grows all kinds of fruits and veggies depending on the season. I suppose they got their name because in the fall, they have more than 50 varieties of vine ripening pumpkins growing on more than an acre; every color and shape you can imagine. The farm is free to get into and you can pick your own crops or buy them already picked. It was fun picking the boysenberries because you can "snack" on all the boysenberries you want while picking. Ted and Karen made a "family outing" of the trip by bringing their daughter and grandsons. Karrie, Liddy, and Marilyn came as well. As I mentioned before, the farm grows all kinds of crops and you can find out what's in season and available by checking their website: www.coronapumpkinfarm.com or their Facebook page. Right now it says Sweet Corn, Watermelon, Cantaloupe, Broccoli, Zucchini, Cucumbers, Tomatoes, Sun Flowers, Carrots, and Basil are just a few of the things available on the farm this month!!! SCAMPP plans to take another trip to the farm in the fall to pick pumpkins! Also in the fall, they have a corn maze and all kinds of crafts and activities for the kids....and they sell fresh homemade seasonal pies, jams, jellies, syrups and fresh honey. For the last couple of years, Farmer Jeremy has been very generous and donated truckloads of leftover "feed pumpkins" to SCAMPP for our SCAMPP piggies who loved them! Thank you Farmer Jeremy!! ~Peggy W.



Members Ted and Karen with their daughter and grandsons



Marilyn showing off her pickin's



Liddy and Karrie showing off their pickin's



Liddy enjoying "snacking" while picking



Ted, Marilyn, Peggy, Karrie, Liddy, Karen & grandsons, and (in the straw hats) Farmer Jeremy, his wife & baby daughter

★
KARRIE AND LIDDY SHARED BOYSENBERRIES WITH SCARLETT AND PEPE' — PLEASE SEE PAGE 11 FOR PICTURES



Party in the Park

June 8, 2013



S T U A R T

Hi y'all, and Happy Summer to everybody. I was invited to do another birthday party, this time for a one year old little boy. It was held in a park in Garden Grove, and boy - was I popular, not only with the kids that were there but the grown-ups too. Most of them had never seen a pig before, let alone one that they could pet and I did wow them with my tricks too.

The Mom (Faith) supplied really cool pig-shaped cookies and cupcakes that had cute pig faces on them, and even water bottles that had tape around them with flying pigs on it (my Mom and Peggy used that idea for my Dad's birthday party).

There were other birthday parties going on at the same time in the park, and they all had to come over to see me (I'm a star...). It was really a fun day and I love spending time with my Dad. I'm still a "pig for hire" if you have any events that you want me to participate in.

Dad's going to fill our pool this week, so Bella and I can go swimming...whoopee. Y'all keep cool this summer, and have a safe 4th of July.

~ Later...Stuart



Landon, the birthday boy



Stuart loved the attention



The piggy water bottles



Piggy cupcakes

My Dad Turned

75




BELLA

Hi everyone...Bella here reporting on my Daddy's birthday party. Wow, there were a lot of people here. I guess 75 is a really big deal. My Mom wanted me to thank everyone again for attending, and the ones that sent their regrets, she knows all of you were thinking about him.

We had a wonderful afternoon. All of the adults were talking piggy talk and sharing their latest stories. Mom thinks that it's great to get together other than the meeting, just to socialize and share, she thinks that should happen more often. There were other friends there too that don't own pigs...I would imagine that they got a good "Piggy" education.

I saw a lot of familiar faces...Karyn was there with her big camera, and Brady kept dropping veggies for me so that Karyn could snap a picture of me...so I kept turning my head so that they would have to feed me more (I'm not dumb)...it worked. I think she got some pretty good pictures. Geri brought Stuart and I some jicama...we love that stuff. Sally was there and I think she had fun. Karrie and Liddy think I look like Stuart...he's a big boy and I'm a girly girl...I'm petite compared to him. Peggy W. was there with her camera too, taking pictures of everyone for the newsletter and website. It was nice to have Michelle and Amador too. Peggy B. got to talking to my Mom's friend Katie for the longest time...she told her all about the house and plants and all kinds of stuff. There were some of my neighbors there too, but I don't know them.

Well, that's about it. Mom wanted me to thank all of you again for making it a great memory for Daddy.
~ Bye Y'all...Bella



Curt, the birthday boy



The Things in Life that make you say Ahhhhhhhh!



Suey of Lil Orphan Hammies with just a few of her pigs

All of us are very passionate members when it comes to our pigs. We just adore them! I still do not know why I had a pig brought into my life but I stopped questioning it and enjoy her being part of the family.

My friend and I had the opportunity to take a road trip last month. Yahoo! Thelma and Louise just cruising along listening to the tunes and with our vehicle pointed in the direction of Solvang, CA. I knew we were headed up there from the OC, so I had E-Mailed Suey at the Lil Orphan Hammies to ask if we could stop in. She was very welcoming and gave us directions and reminded me that she had started a night time job so she did not know what kind of mental state she would be in but her pigs needed feeding and caring and she would be there.



We followed her directions from where we were staying and had no problem locating her sanctuary. From the moment of opening the gate, my friend was squealing with delight to see so many pigs just roaming around. Suey had another visitor there and she was advising her about caring for her pig that she had adopted (no not from this rescue). In the meantime, pigs were coming up and greeting us along with their dog friends. As we looked around, we saw pigs everywhere. Under trees, in the shelters, roaming around and as we found out each had their own story behind how they arrived there.

I never realized that Suey's purpose was to have a place to care for pigs and especially so many elderly pigs. The resident pigs that most likely would not be adopted by anyone. Some of the pigs looked not as attractive. Some had bad attitudes. Some were recovering from an injury. Some of them did not care what they looked like or what they felt, but they knew they were safe and would be well cared for.

I guess my Ahhhhhhhh was these beautiful animals were so much like humans. They have an Angel of Mercy in Suey. She was so informative and entertaining in our tour. It was nice to know that when her time comes to leave this world, pigs will still have a sanctuary there and people to care for them.

I hope you get the opportunity to visit Lil Orphan Hammies sometime. You might just say, "Ahhhhhhh!" ~ by Jacque Keefe



Shadow & Buddy - Tornado Survivors



Editor's Note: High winds and tornadoes broke out across the state of Oklahoma May 31, 2013 followed by severe flooding. The National Weather Service reports the May 31st El Reno, Union City, tornado as an EF-5 with a width of 2.6 miles wide, making it the widest tornado ever documented. EF-5 is the highest possible rating for tornadoes on the Enhanced Fujita scale. Low level winds were measured at 296 miles per hour. The National Weather Service said some of the sub-vortices had a forward movement of up to 180 miles per hour. Since the tornado remained over mostly open terrain, damage was minimal in comparison to its intensity. Overall, the tornado was responsible for 8 fatalities and up to 115 injuries. This tornado was double the width of the May 20, 2013 tornado in Moore, Oklahoma which killed 24 people, including 10 children. The following is a true story about a family and their two potbellied pigs that could have not survived, and certainly should make us stop and think what is really important in life. This family lost their home and both vehicles, but thankfully they survived through the loss and damage. - by Peggy W.



SHADOW
IN HIS CAST

May 31, 2013: PDS (Particularly Dangerous Situation) Tornado Watch in effect until MIDNIGHT tonight. This was the lead story on the Morning News stations that day. My name is Shadow. I am a 1.5 year old black pot belly pig, my Mom and Dad (Cindy and Jeff) adopted me from Hamalot Farms. My big brother's name is Buddy, he is a white pot belly pig, and let me tell ya, he is the boss of this back yard.

On May 31, 2013, I learned to fly. I did not want to and I don't care to do it again. Let me tell ya, it is WAYYY overrated. Buddy and I were just grazing in the back yard, rooting up some grub worms and such. Weather for the most part that day was nice, just a little humid. Mom and Dad came and gave us dinner around 5:45 p.m. and it was yummy, except I noticed the sky was getting kinda dark and the wind was getting pretty crazy bad. Buddy and I discussed it for a few minutes. We thought - well it

is Oklahoma and it is spring, so a dark sky this time of day is not so unusual. Buddy decided he was full and needed a little nap, so he wandered into Dad's work shop. We like it in there. A few minutes after 6 p.m., all kinds of things started happening. The wind was now blowing like something I had never experienced. I decided to run to the work shop too, might be a good idea to get out of this wind and now rain and hail. Oh crap, the door to the work shop is closed and I can hear my brother calling for me, but I can not get in.

Next thing I know, the wind is so hard and the rain and hail are pelting me. I just want to get out of here. As soon as I had that thought, I began to fly the wind had picked me up and had put me in the air. I felt like I was in the Wizard of Oz house. The next few hours I don't remember.

At around 1:30 a.m, I heard my Dad calling for me and I could see a light criss-crossing the field, but I was so tired and I tried to get up to go to him and my left front leg would not allow me to get up and go to him. I couldn't even call to him I was so weak from flying. I could tell he was about two hundred yards from me and I just could not go to him.

At around 8 a.m., I woke up and tried to get up, I forced myself to get up..... let me tell ya, that hurt. I had dislocated my shoulder during my flight. I just wanted to go home and crawl in my straw-filled house and tell Buddy about my flight. I just wanted to go home, so I decided I would do my best to handle the pain and head towards where I had last saw and heard my Dad.

Then I heard it, I heard my neighbor, Kenneth's voice (I like Kenneth, he brings me all kinds of treats). He was calling for me and he was calling for my Dad. Then I heard my Dad..... I don't think I have ever been so happy to hear my Dad call my name! Dad came to me and loved on me and then he realized I was hurt. Awe, he was so sad about that.

When Dad had got me home, I heard him tell Kenneth that I must have been at least 200 yards away from our house. I heard them discuss, something about the storm came out of the West and I was at least 200 yards West of the house. I heard Dad say the storm must of carried me 200 yards or more. I tried to tell him nothing carried me anywhere, I FLEW!!

CONTINUED ON PAGE 7



Shadow & Buddy - Tornado Survivors

CONTINUED FROM PAGE 6:

Buddy was still in the work shop and I could hear him being pretty upset and asking about me. Mom and Dad and some of their friends got me in the work shop with my brother. I never was so happy to see him and for the first time in his life, he was overjoyed to see me. When the two of us saw each other, it was like getting a strawberry shortcake! Best treat of my life was seeing him again (please do not tell Buddy that, he already has a big head). We laid down and talked and talked and talked about the night before. Buddy told me how the wind came in and blew the door shut on the work shop. He told me about how the holes got in the workshop walls, he told me about how he was hit by debris that came thru the holes, he told me how he watched parts of the roof fly off and how the rain and hail came in and got the shop floor all wet. He told me how the noise was just unreal, he told me that he loved me and I told him how I loved him. I told him that the next time I hear someone say "when pigs fly" I am going to say "I already did."



Buddy and Shadow resting at Hamalot Farms PotBellied Pig Rescue Sanctuary until they can go home

The third person my Mom called after the storm was Tracy McDaniel of Hamalot Farms. Buddy and I kinda need to be in a fenced in area and I needed some medical attention. Tracy came and got us and took us to her place for awhile. Tracy made sure my shoulder was looked at and Buddy's cuts were taken care of as well. I had a dislocated shoulder and had to have a cast put on and let me tell ya, I didn't like it one bit. The second cast they put on, I took off. I have to be able to get in the swimming pool, it is summer time. Buddy and I and our Mom and Dad are very thankful and lucky to know Tracy. ~ by Shadow



Shadow, recovering tornado victim helping to weed the garden at Hamalot Farms

UPDATES: (from Cindy) Our home that we have worked on for the last few years is unlivable, but yet we both feel very very blessed. We have been able to salvage a lot of what was inside. We totally lost stuff that was in two rooms. One room was a storage room and the other was a spare bedroom that I had most of my stuff in. I lost a lot of my mother's stuff in those rooms and a lot of stuff in the storage room. Jeff lost almost all of his tools and such. Insurance has totaled both of our cars. My brother and his wife drove from Colorado and brought us an RV to stay in. We had no TV and we had no internet. With money donated, we were able to purchase a small TV so that we could at least watch the weather. We feel honored to share our story. Buddy and Shadow are amazing guys. We finally got paperwork from the mortgage company and have decided to build a house. Jeff wants to build a small 600 sq. ft. cottage and then save up and start building a larger house in the next year or two. Our mobile home has been removed from our land and we are very busy still working and cleaning up. Shadow is doing great. He decided after his second trip to OSU that he was done with doctors, casts and car rides for now. He got out of the new cast 30 min after getting home. He's running and playing in the mud and pool at Tracy's. Once I knew our fence was gone and there was no way we could keep the boys here right now, Tracy was the one person I knew, even if she had no room, she would find somewhere to put them until we could care for them properly again. Tracy is an amazing lady that is for sure. She cleaned out her spare bedroom and made it a recovery room for Buddy and Shadow. We actually adopted Shadow from her last year. Tracy has a great place for pigs that she rescues all the time. When we first got Buddy, I searched for someone in Oklahoma to ask about how to take care of him and I came across Hamalot Farms. Tracy is not a wealthy woman and they live very modestly and honestly she could use whatever is given to her. I would highly recommend donations be sent to her Sanctuary. Here is her website for more info: <https://www.facebook.com/#!/HAMALOT.PBP.Rescue> or mail to 6011 S. 155th W. Ave, Sand Springs, OK 74063 ~ by Cindy (Buddy and Shadow's Mom)

Ruff House Pet Resort - Kid's Camp

June 21, 2013



C O S M O

Hey there everyone! Cosmo here. Long time, no chat. So here goes.... This will be just a short story. Today I took a road trip with Dad. We went to Riverside for a children's event at a vacation destination for dogs called Ruff House. We spent a couple hours there. I had fun. Dad brought lots of cold veggies for me and the other kids (piggies) to eat. It was a good time for me as I met lots of well-behaved kids, who all wanted to pet me. I like that. I even gave out some Piggy Kisses to the kids that were brave enough to ask for them. Then a nice lady got a pool to play in. I had some fun splashing the water all about. There was even some popcorn in the water. Wish my pool at home had popcorn in it. Well anyways after I went pee in the pool, the day was just about over. Then Peggy brought out some Cheerios and everything perked up. Everyone, even the kids, ate some Cheerios and all was well. Everyone have a great day as I know I will. See you all at some future event. ~ by Cosmo



Hello Friends, Tiger here to tell you about my adventure at the Ruff House. I was just about to take my morning nap, when I saw something! It was my Mom packing my travel bag. I thought "why is she doing that?" She even packed up my wheels (as my friend Karrie calls my stroller). She picked me up and put me in my travel cage and off we went. When we got to Ruff House, I decided that I wasn't leaving my cage! This time at Ruff House, we were outside because there were so many kids there. I saw my good friends - Stuart, Cosmo and Eddy. We all had so much fun! I was trying to ignore my Mom, but whenever she brings out the Cherrios, I go into "good pig mode" (but don't tell her I said that!). I can't resist showing off my tricks, only as long as the Cherrios keep coming! I will do my tricks over and over and over! Well, I ended up having lots of fun and A LOT of Cherrios! P.S. - my Mom told me that they went to my good friend Curt's house and ate cake! Man...she never wants to take me anywhere fun! - but anyways "HAPPY BIRTHDAY" to my good buddy Curt! "Mom how old is Curt in pig years?" ~ Hogs and Kisses, Tiger



T I G E R




Eddy doesn't mind being kissed at all - here he is just waiting for more kisses. ♥



E D D Y

Ruff House Pet Resort - Kid's Camp

June 21, 2013



STUART

Hi everyone, this is Stuart again, reporting on a really fun event that we did on Friday, June 21, at the Ruff House Day Camp for kids. The people who run Ruff House saw the SCAMPP booth at the Walk With the Animals outing last year and asked if we would come and do a demonstration for the kids, and so we did. There were only about 5 kids last year, and this year there were 38 children.

Most of the kids had never seen a real live pig before, let alone be allowed to pet one. Peggy brought each child a coloring book about pigs, a gift and an educational flyer on pigs. Ted gave an educational presentation, and because he's a pre-school teacher, he was really good and enthusiastic with the kids.

SCAMPP made a good showing, with five members including Michelle with Tiger, Brady with Cosmo (big boy), Ted and Eddy, Curt (my Dad) with Stuart (that's ME), and Peggy of course.

The kids were so excited to pet the pigs and to see the tricks they can do. Eddy did a Kiss the Pig contest, then the lady who runs the resort brought out a swimming pool for the pigs. Some Cheerios were thrown in the water and that's all it took for the pigs to jump in and cool off.

Ruff House donated \$100.00 to SCAMPP for coming and entertaining the kids. Thank you Ruff House...hope to see you next year. ~by Stuart




Emerald Court Retirement Community

June 28, 2013



Michelle & Tiger and I made our way to the Emerald Court Retirement Community's Eco Friendly Day on June 28th. SCAMPP was invited because staff from Emerald Court saw our SCAMPP Booth at the WAND BBQ event in May; they liked what we did and what we stand for, and wanted SCAMPP to be a part of this event at their facility. The other vendors and staff at this event were so so very very nice, friendly and helpful. We got to meet some of the residents of the retirement facility that came out to see the many booths. The facility and grounds are just beautiful; very well-kept. We were outdoors on the large front lawn, under shade trees with nice green grass. There was nice soft instrumental music being played by live musicians. The BBQ lunch was very good and plentiful for only \$5 (I just finished eating my leftovers at 10:30pm that evening). We handed out newsletters and information packets to people who all seemed very interested in learning more about SCAMPP and potbellied pigs. Along with the SCAMPP Booth, there were floral and plant booths, handmade items such as beautiful jewelry, purses, hats, scarves, lotions, soaps, body oils, deli items, farmer's market produce, and LOTS of free giveaways. They had a document shredding truck there to shred your unwanted documents, and a Salvation Army truck to accept donations of clothing, household goods and other small items. A BIG THANK YOU to Emerald Court for inviting SCAMPP to attend your event; I hope we get to come back. I think Tiger missed his other pig-friends - I think he was lonely because he didn't see any other pig friends that he knew, so he didn't even want to come out of his kennel. ~ by Peggy W.



TIGER

My Adventure at the Emerald Court Retirement Center

Hello Friends,

Tiger here. Let me tell you how I misbehaved for my Mommy. Well once again, she dragged me to another event. She doesn't even tell me the night before! I just see her packing my bag. Then she puts me into the traveling kennel and off we go. I'm a big boy now! I'm almost 2 years old Mom! I want to ride on the seat like all my other friends do. Well listen to how I rebelled against this. I never came out of my kennel the whole day. That will teach her. That's right, not even once did I come out! I had a moment of weaknesses and thought I would come out, but the little boy from the next booth ran towards me and scared me. So I decided once again not to come out. Some of the people referred to me as a petting zoo animal. Hello! I am a big boy that belongs to my Mommy! Well, after that comment, I decided to take a nap, and yes I was still in my kennel. At the end of the day I decided to really show her! So I went potty in my kennel, and wouldn't come out for her to clean it! She had to clean around me. But even though I was a brat, all the people were very nice to me and they still thought I was cute! I hope I get invited back and my Mom tells me ahead of time, so I will be on my best behavior. Well that's how my day went. I hope you had a better day than I did. ~ Hogs and Kisses, Tiger



Michelle & Peggy W.



Our SCAMPP Booth



Emerald Court Staff Members who were so friendly and helpful. THANK YOU!

Fun Pigtures !



Pepe' and Scarlett really enjoyed their boysenberries!! (can you tell?) ♥



Have you ever noticed that all chicks dig musicians?



Cosmo in car -ready to go to a SCAMPP event!



I don't mean to brag or make anyone jealous, but I can STILL FIT into the earrings that I wore in high school !

Graphic made by Judy (thanks Judy)



Happy 4th!!!

Wilbur T - a few years ago




Wilbur T - enjoying his 7th Birthday



Restaurant sign in Memphis, TN (sent by some friends who recently visited Memphis)

Extraordinary Pigs



MEISHAN

(excerpt from pages 52/53/106 of the book: *Extraordinary Pigs*. SCAMPP has these books for sale. **ONLY 7 LEFT** - "*Extraordinary Pigs*" displays an enormous variety of swine, **38 types in total**. Breeds from around the world are featured in the book - from the United States, England, Wales, Austria, Belgium, Hungary, New Zealand, China, Vietnam, Africa, Indonesia, and the Philippines. Page Count: 112. Cover: Hardcover with jacket, 120 Beautiful Color Pig Photographs - nearly every page has beautiful color pig photos. Suggested donation: \$10)

This Chinese pig is one of the breeds found in the region around Lake Taihu, which is located in north central China, where the climate among the lakes and valleys is mild. With its sagging spine, low belly, wrinkled face, and the long drooping ears of a lop rabbit, it suggests a shar-pei puppy crossed with a hippopotamus; it moves with the lethargy of Eeyore in the Winnie-the-Pooh stories.


However, the Meishan has recently been of great interest to Western breeders due to the fact that the sows have exceptionally large litters. They have sixteen to twenty teats, and it is normal to have the same number of piglets, often twice a year. Litters of thirty to forty can occur, but this is rare.

Unfortunately, although the meat tastes good, it also has a high percentage of fat. Before health concerns over cholesterol, this was not considered a problem, but since the 1980s, attempts have been made to bring the fat to lower levels without losing the prolificacy. This has involved breeding the Meishans with Western pigs.

In 1989, Meishan, Fengjing, and Minzhu pigs were shipped to the University of Illinois and to Iowa State University for crossbreeding experiments. Meanwhile, Britain's Pig Improvement Company was working with Meishan specimens. In Brittany, the French company Pen Ar Lan used both Meishan and Jiaxin, combining them with a synthetic boar line based on three Western breeds. Subsequent breeding included Landrace, but went back and forth between Meishan and European pigs until they arrived at a good sow line, which they call the Naima.



Meishan Pigs



Member Ads



Going On Vacation? Send Your Piggy to the Piggy Pen!!

- ♥ Vacation boarding for pigs, goats, mini horses, chickens and other pet livestock
- ♥ Friendly, safe, secure and accommodating "home" environment
- ♥ Indoor and/or Outdoor space available
- ♥ Transportation to and from available
- ♥ Karrie Casada, knowledgeable and experienced owner/operator

E-Mail: Karrie@ThePiggyPen.com Phone: 949.235.7395 Visit Us: ThePiggyPen.com



CLAYZOO



WELCOME TO THE ZOO


I do hand-sculptured clay figurines, earrings, pins, magnets and Christmas ornaments. I also do custom work, so **if you want a likeness of your pig, please send me a picture** and let me know what items you would like. You can contact me either by e-mail, clayzoo@sue@aol.com (please put a note in the subject line referring to a clay order), or by phone (951) 736-0766. We are still working on my web site, www.clayzoo.com. There are a few things on there, but I have hundreds of items that will be up soon. All items can be personalized with colors and wording of your choice. All figurines can also be made into ornaments. Besides Pigs, other figurines include: Bees, Bears, Bunnies, Cats, Clowns, Cows, Chickens, Cowboys & Indians, Cows, Dogs, Dolls, Ducks, Elephants, Frogs, Giraffes, Hippos, Ladybugs, Mice, Pandas, Penguins, Turtles, all kinds of Sports, all kinds of Occupations, all Holidays and more. ~ Susie Mills

Pigatopia Studios makes portraits using watercolor, oil painting, etched glass, wood burn, and airbrushing to help rescued animals ranging from Potbellied Pigs to cat and dogs even chickens. She has 13 pigs 8 dogs and one cat all of which are rescues that were abandoned, abused, or had to find a home due to health issues. The money generated from the sales of her items are used to help pay vet bills, shelter and food for animals that have been abused, rescued, in shelters and to help support fundraising efforts of organizations like SCAMPP. She has donated books, paintings, and gift certificates to SCAMPP. Send her a picture of your pig (or let her know what you want) and she will make a beautiful piece of artwork for you. See her book advertised on page 14. Visit her website: www.pigatopia.artfire.com ~ Shannon Ivins

Here are just some of the paintings of SCAMPP pigs she has done.




Junior



Eddy



Tiger



Stuart



Scarlett

SCAMPP Fundraiser Items




Piggy Squeeze Keychains -
imprinted with SCAMPP.COM (\$2.00)



Piggy Antenna Balls
imprinted with SCAMPP logo (\$3.00)




11 oz. Ceramic Coffee Mugs - white with blue
SCAMPP logo on front and back (\$5.00)



Potbellied Pig Parenting Book - By Nancy Shepherd

This 110-page indexed and bound manual is a comprehensive guide that promises to enhance the relationship between you and

your pig. Since the mid-1970's, Nancy Shepherd has opened her heart and her home to pigs—big and small, young and old, trained and not-so-trained. Since 1989 she has been specializing in potbellied pig breeding, behavior and training. This book covers subjects on potbellied pig information such as: pre-adoption considerations, care-training and management of potbellied pigs, health and medical issues, understanding your pig as well as many resources and more. (\$15.00)



Autographed Pigatopia Book

written and illustrated by Shannon Ivins of Pigatopia (see her ad on page 13). The book follows a group of rescued potbellied pigs around an animal sanctuary allowing you to read about their lives and see what they think. The book teaches you about pigs as you read. The book is 54 pages long, with 20 beautiful water color paintings by Shannon. (\$15.00)




ONLY 2 LEFT!
SCAMPP 2013 Wall Calendars. Features **27 SCAMPP Member's Pigs**. E-Mail Peggy for more info: peggy@scampp.com or call 951-685-0467. Suggested donation: \$10

All of these items are for sale at our monthly meetings - or call Peggy at 951-685-0467 to order.



Piggy LED Flashlight Keychains (\$1.00)

Ads & Announcements



A great book you will really enjoy reading, even to your children. A true story, written from the point of view of two rescued Vietnamese potbellied pigs (Eddie & Shelby) residing at Cuddly Critters Rescue Sanctuary in Hollister, CA. The book has lots of color photos and is color-coded with Eddie and Shelby's "conversations" to each other as Eddie plots their escape from their pen and tries to get Shelby to participate. **This book can easily be read by children portraying the voices of Eddie and Shelby, since Eddie & Shelby's voices are color-coded.** All proceeds from this book go directly to support Cuddly Critters Rescue Sanctuary. See Cuddly Critters website at cuddlycritters.org where you may order the book online, or call Momma Suey at 831-637-1336. Tell her you heard about the book from SCAMPP. Prices are 1 for \$25, 2 for \$45, 3 for \$65, 4 for \$85 or 5 for \$100, plus a free gift if you send an extra tax-deductible donation to Cuddly Critters. These prices include tax, shipping and handling!

To see a copy, come to the meetings or contact Peggy at peggy@scampp.com or call 951-685-0467



SPECIAL ANNOUNCEMENT! When we were at the Orange County Pet Expo in April, our member, Geri Meltzer, was asked to do a series of interviews regarding SCAMPP and potbellied pigs. This is supposed to be a 10-part series. Keep checking back for future links, but here are links to the first two: <http://petworldinsider.com/?p=1550> and <http://petworldinsider.com/?p=1669>

FOR SALE: For Sale in Chino: Pig/hog fence panels (like on the front page) - 8 foot sections and 16 foot sections, 34" tall; can be cut. Galvanized sheet metal - 4 to 20 feet long, 24" to 36" wide; good for animal shelters. Everything is \$1 per foot. Text or call John at 951-545-3152.



Handmade Piggy-Themed Soaps, Lotions, Gift Sets, Candles, Note Cards and MORE!
Makes great gifts for pig lovers!

Please order via <http://www.scampp.com/Products.html>

We Need Your Stories For the Newsletters

- ★ Adoption or Rescue Stories
- ★ Stories About Your Piggy (Piggy can write the stories too)
- ★ Piggy Info Articles
- ★ Piggy Product Reviews
- ★ Piggy Training Tips
- ★ Housing Ideas
- ★ Funny, Cute, Interesting Things Your Pig Has Done Stories
- ★ Things You Have Learned About PBP's
- ★ PBP Medical Issues You Are Experiencing
- ★ Medical Advice Needed
- ★ Cute Piggy Pictures
- ★ Piggy Comics/Cartoons
- ★ SCAMPP Event Reports & Pictures (if you were there, please share your reports and pictures)
- ★ Kritter Korner & Member Ads

NO MORE KENNELS FOR YOUR PETS!!

- Would you like in home care for your "Special Family Members"?
- Daily or Vacation pet care adapted to individual family needs.
- Daily rates based on agreed services-- personal home care (mail--watering--etc.)also available.
- Pets needing medications accepted.
- Call Joyce for a personal appointment to establish your pet care needs.
- Multiple pets OK! Most pet types OK!
- References upon request
- Bonded.

"Critter Sitter"

Call Joyce

909-851-6897

Upcoming Events



Critter Kiddz Camp!

At the Western Riverside Animal Shelter



July 19 & July 26, 2013 (both Fridays)

beginning at 9:30am - Riverside Animal Shelter Critter Kiddz Camp, 6851 Van Buren Blvd., Jurupa Valley (Riverside), CA -

SCAMPP will be doing an educational presentation that includes some basic pig info and care, and then showing the kids some piggy training demonstrations. We need members to bring pigs! **If you can come, bring your pig, and help out, please E-Mail Peggy at peggy@scampp.com or call 951-685-0467 ASAP. We need volunteers with pigs!**

Crossings at Corona

July 27, 2013 (Saturday) - This is a **FUN** event (not an event where we set up our booth & "work", but merely bring our pigs and/or get together just to socialize and mingle). The Crossings Shopping Center, 2470 Tuscany Street in Corona is having a Sidewalk Painting Art Festival with all kinds of family fun activities going on, such as live music, kids face painting, balloon artist, clown, etc. The location will be by the Large fountain Near Edwards Stadium 18 Theater. The entire event is from 7am to 5pm. Prizes will be awarded for the paintings; but an entry form is needed if you want to paint/draw - see <http://shopcrossingsatcorona.com> and click on the Events Page or E-Mail peggy@scampp.com for the application. We are not necessarily going there to paint, but to visit with fellow members, family and friends and take our pigs to show them off if you want to bring your pig. **You may go whatever time you want, but SCAMPPer's will plan to meet about 5pm at the Starbucks. For more info, call Ted at 951-813-0150.**



July 30, 2013 (Tues) 6pm - 8pm - Annual Critter Carnival in conjunction with the San Bernardino Farmer's Market at Perris Hill Park, 1001 E. Highland Ave, San Bernardino, CA. SCAMPP will have a booth along with many other animal-related booths, craft & food vendors. The Critter Carnival is from 6pm - 8pm, but the Farmer's Market stays open till 9:30pm. Also beginning at 8:15pm is a free performance of "Pinocchio" performed by Junior University in the amphitheater. Come out and enjoy a nice summer evening in the park! We need pigs and help! E-Mail peggy@scampp.com or 951-685-0467.

Paws N' Claws Pet Fair

September 21, 2013

Sept. 21, 2013 (Saturday) - 10am to 3pm - SCAMPP will have a booth at The 8th Annual Paws N' Claws Pet Fair at Civic Center Park, 14999 Dale Evans Parkway, Apple Valley. Admission and parking are free. Events feature pet adoptions, snake avoidance training, pet contests & pet demos, vendors & food, opportunity drawings, low-cost vaccinations, microchip services, special guests. Pets are welcome, kids area and more. For more info, see www.facebook.com/AVAnimals or E-Mail Peggy at peggy@scampp.com or call 951-685-0467. We need pigs and help!

Upcoming Events, Meeting Dates and pictures from past events are posted on our SCAMPP website.

Upcoming Events



SAVE THESE DATES - Sept. 20 to Sept. 22, 2013 - 77th Annual Danish Days Festivities in Solvang. Sue Parkinson of Lil' Orphan Hammies usually decorates a float and puts piggies on it, and sometimes piggies and their owners can ride on or march beside the float. Many fun festivities will be happening all weekend. For this year's tentative schedule of events, see: <http://www.solvangusa.com/explore-solvang/what-to-do/danish-days/> For info on helping with the float/parade (which will be on Saturday Sept. 21), contact Karrie at karrie@scampp.com or call Karrie at 949-235-7395. Or E-Mail Sue at info@lilorphanhammies.org

MORE DATES!!!! - We have several other events planned for during the year...for additional dates, be sure to keep up with our monthly newsletters, check your E-Mails, come to our meetings, and/or to see a complete list, see our website: <http://scampp.com/Events.html> Dates are added and/or changed frequently, so keep checking back, or E-Mail Peggy at peggy@scampp.com or call 951-685-0467. Here are a few dates to put on your calendar; more info TBA:

- ★ Aug. 10, 2013 - SCAMPP AFTERNOON MEETING
- ★ Sept. 28, 2013 - Annual Wimberly's BBQ
- ★ Oct. 5, 2013 - Furry Friends Festival, Rancho Cucamonga (tentative, not confirmed yet)
- ★ Oct. ??, 2013 - SCAMPP Annual Yard Sale (date TBA)
- ★ Oct. 12, 2013 - SCAMPP Meeting & Fall Dessert Auction
- ★ Oct. 19, 2013 - Oktoberfest, Ramona Humane Society, San Jacinto
- ★ Oct. 26, 2013 - Anaheim Fall Festival, Anaheim
- ★ Oct. ??, 2013 - Corona Pumpkin Farm, pick pumpkins (date TBA)
- ★ Nov. 9, 2013 - SCAMPP Meeting
- ★ Nov. 9, 2013 - Pecan Festival, Riverside, 10am to 4pm
- ★ Dec. 14, 2013 - SCAMPP Christmas Party (Location TBA)



Donations Needed

We have several major events coming up and need items to sell at our Booth at all events. "99-cent" or "Dollar Store" PIGGY items are quite sufficient. If you can donate items, please bring them to meetings or call Peggy at 951-685-0467 or E-Mail Peggy at peggy@scampp.com We accept monetary donations and will purchase the items if you can't do the shopping (just specify your donation as "For Event Items"). **Donations are tax-deductible and you will receive a tax-deductible receipt.**

SCAMPP Pigs are Available

If you have kids or grandkids in school, or if you do fundraisers, festivals, etc ... please spread the word that **SCAMPP is available** to bring pigs for Educational Presentations, Kiss the Pig Events, Fundraisers, Festivals, Pet Expos, Pet Adoption Fairs, Parades, Community Events, Birthday Parties, Weddings, TV/Movie Filming, Commercials, etc. Please contact Peggy at 951-685-0467 or E-Mail peggy@scampp.com for more info. SCAMPP does not charge to do these events, but donations are gladly accepted. Donations help us to continue to do what we do.

Recipe Corner



NO-BAKE SUGAR FREE STRAWBERRY PIE ~ from Pillsbury.com

A sugar free strawberry pie is very easy for you to make. You make it with sugar free strawberry flavor gelatin, and add strawberries to it. However, the trick is to make the gelatin with Diet Sprite or 7-up instead of water. With a little bit of cornstarch in the mixture, it is also thicker. You can set the mixture in the fridge, and then put it into a regular pie crust, one that you have made yourself or one that you have purchase already made. This type of dessert needs no baking, which makes it even easier to create.

STRAWBERRY TIPS:

To keep strawberries fresh twice as long - If you mix up a solution of water & vinegar (1/10th vinegar, to 10 parts water), and rinse your strawberry's in it, they will keep twice as long. You won't taste the vinegar, because it's such a little amount. Enjoy.

~ from Susie Mills

How to hull strawberries - if you don't have a strawberry-hulling tool, you can simply use a straw and push the straw through the bottom tip of the strawberry and it will push the green cap right off; that way you don't have to cut the caps off.

~ (idea from Walmart you tube video)

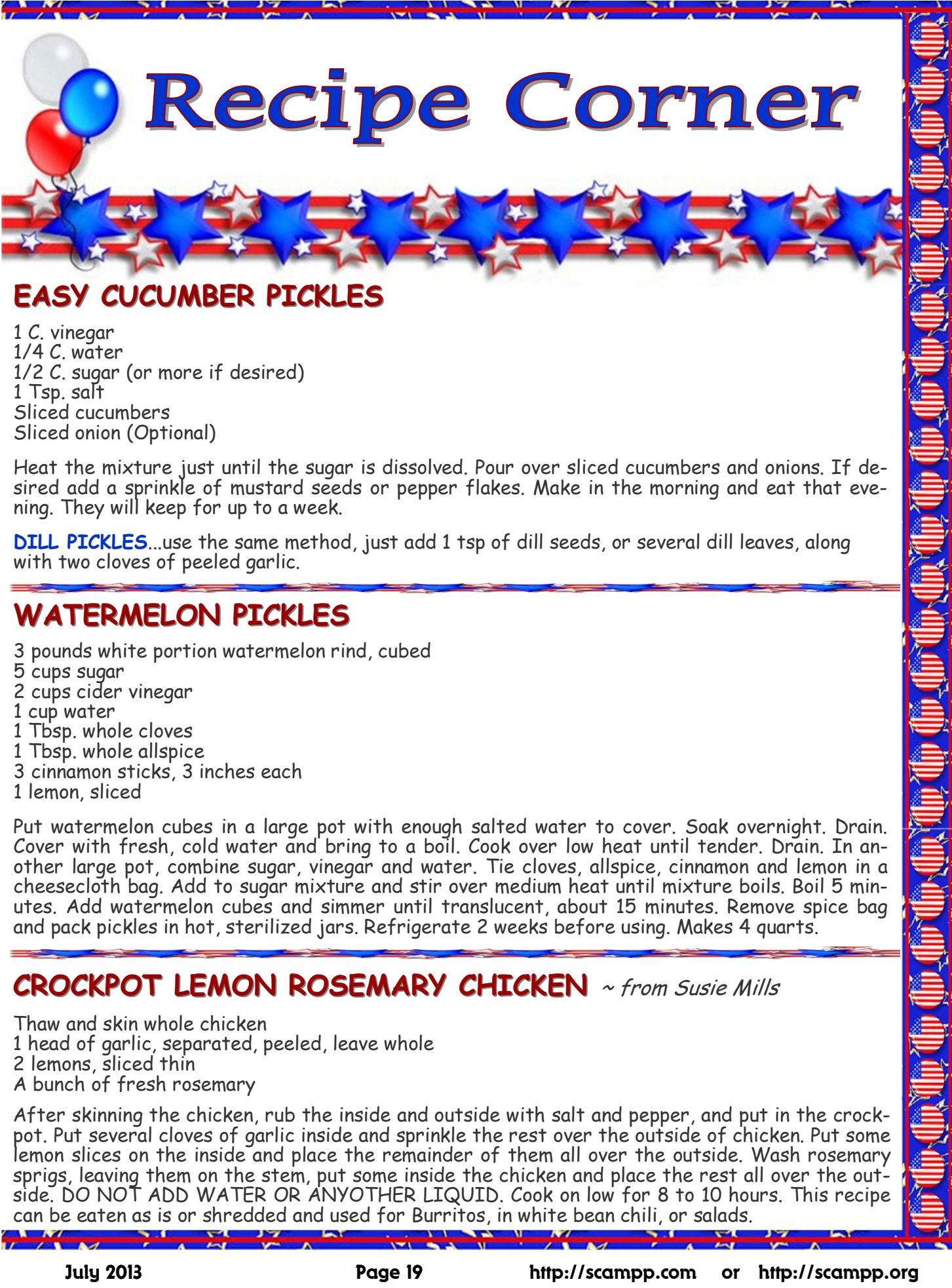
NO-BAKE CRANBERRY COCONUT BARS ~ from Pillsbury.com

This is a microwave cookie that can be mixed right in the baking pan. How's that for convenient? If you are not fond of dried cranberries, consider substituting dates, raisins, or chopped apricot pieces in this recipe.

1/2 cup butter
1/2 cup brown sugar
1 1/2 cup quick rolled oats
1/4 cup light corn syrup
1/2 cup dried cranberries
1/2 cup sweetened flaked coconut
1/2 cup walnut pieces

Directions:

1. Place butter in an 8-inch square, microwave-safe baking dish. Microwave until the butter is melted.
 2. Stir in the brown sugar until dissolved. Stir in the rest of the ingredients. Press the mixture firmly into the dish.
 3. Microwave for three to five minutes or until lightly browned. If your microwave does not have a rotating carousel, rotate the dish twice during cooking.
 4. Let the cookies cool and then cut them into bars with a sharp knife.
- This recipe will make sixteen 2 x 2-inch squares.



Recipe Corner

EASY CUCUMBER PICKLES

1 C. vinegar
1/4 C. water
1/2 C. sugar (or more if desired)
1 Tsp. salt
Sliced cucumbers
Sliced onion (Optional)

Heat the mixture just until the sugar is dissolved. Pour over sliced cucumbers and onions. If desired add a sprinkle of mustard seeds or pepper flakes. Make in the morning and eat that evening. They will keep for up to a week.

DILL PICKLES...use the same method, just add 1 tsp of dill seeds, or several dill leaves, along with two cloves of peeled garlic.

WATERMELON PICKLES

3 pounds white portion watermelon rind, cubed
5 cups sugar
2 cups cider vinegar
1 cup water
1 Tbsp. whole cloves
1 Tbsp. whole allspice
3 cinnamon sticks, 3 inches each
1 lemon, sliced

Put watermelon cubes in a large pot with enough salted water to cover. Soak overnight. Drain. Cover with fresh, cold water and bring to a boil. Cook over low heat until tender. Drain. In another large pot, combine sugar, vinegar and water. Tie cloves, allspice, cinnamon and lemon in a cheesecloth bag. Add to sugar mixture and stir over medium heat until mixture boils. Boil 5 minutes. Add watermelon cubes and simmer until translucent, about 15 minutes. Remove spice bag and pack pickles in hot, sterilized jars. Refrigerate 2 weeks before using. Makes 4 quarts.

CROCKPOT LEMON ROSEMARY CHICKEN ~ from Susie Mills

Thaw and skin whole chicken
1 head of garlic, separated, peeled, leave whole
2 lemons, sliced thin
A bunch of fresh rosemary

After skinning the chicken, rub the inside and outside with salt and pepper, and put in the crock-pot. Put several cloves of garlic inside and sprinkle the rest over the outside of chicken. Put some lemon slices on the inside and place the remainder of them all over the outside. Wash rosemary sprigs, leaving them on the stem, put some inside the chicken and place the rest all over the outside. **DO NOT ADD WATER OR ANYOTHER LIQUID.** Cook on low for 8 to 10 hours. This recipe can be eaten as is or shredded and used for Burritos, in white bean chili, or salads.

Recipe Corner

(Frozen Treats even your pigs can have)



Cheerios® Frozen Banana Popsicles

2/3 cup Yoplait® 99% Fat Free creamy strawberry or creamy strawberry banana yogurt (from 2-lb container)

3 cups Cheerios® cereal

4 firm ripe bananas

8 craft sticks (flat wooden sticks with round ends)

Line cookie sheet with waxed paper. In shallow dish, place yogurt. In another shallow dish, place

cereal. Peel bananas; cut each banana crosswise in half. Insert wooden stick into cut end of each banana half. Roll each banana half in yogurt, then in cereal to coat. Place on cookie sheet. Freeze about 1 hour or until firm. Wrap each banana in plastic wrap or foil. Store in freezer.

Expert Tips

- ★ You can use 1 (6-oz) container of Yoplait® Original 99% Fat Free yogurt (any flavor) instead of the yogurt in the recipe if you like.
- ★ Look for the wooden sticks in packages at the grocery store or at craft shops. Or instead, use colorful long, plastic stir sticks to hold these treats.



Kiwi Pineapple Popsicles

makes approximately 10 - 4 ounce popsicles

1 whole pineapple, (peeled, cored and chopped)

2 tablespoons clover honey

6 ripe kiwi (peeled and sliced), reserve 10 kiwi slices

Combine pineapple chunks, honey and kiwi (except 10 slices of reserved kiwi) in a blender and process until you have a smooth mixture. If you prefer a chunky consistency, pulse until you reach the perfect consistency.

Add 1 kiwi slice to the bottom of each popsicle mold. Tip mold to side (to allow kiwi to stay on side) then pour mixture in molds, cover with aluminum foil and add popsicle sticks. Freeze according to manufacturer's instructions. It's best to freeze at least 12-24 hours.

Run under warm water to loosen popsicle. Serve and enjoy.

Meeting Info

SATURDAY, JULY 13, 2013

5pm (social hour) / 6pm (meeting)




Our next meeting will be on Saturday, **July 13th** at **CARROW'S RESTAURANT, 8800 LIMONITE AVE. in RIVERSIDE** (near the corner of Limonite and Van Buren). Visiting (and dinner if you wish to order) begins at 5pm and the meeting starts at 6pm. This is a great way to get to know your fellow members. Kids and guests are welcome. We will discuss upcoming events and have our raffle and membership drawing (you can only win if present). Please join us! Contact Peggy for more info: 951-685-0467.

★ **This meeting will include a Dessert Auction, so (if you can) bring a dessert that can be auctioned off as a fundraiser for SCAMPP** (the theme is Red, White and Blue but the dessert doesn't necessarily have to be).



NOTE: SATURDAY, AUGUST 10, 2013 will be an afternoon meeting - 1pm (social hour / 2pm (meeting)). Please plan ahead and join us.

Members Helping Members



Do you or anyone you know have skills, talents, services, club-house facilities, banquet facilities, heavy equipment, "time" to volunteer to cook, do household chores, handyman work, landscaping, minor construction, pet-sit, transport, etc - on a one time basis or discounted rate for SCAMPP and/or SCAMPP Members? If so, we'd like to start a database of contacts.

Sometimes we pay for these services or resources, then find out later... "if we had only known..."

If you'd like for your talents, services, skills and or resources to be listed in our database or advertised, please contact peggy@scampp.com or 951-685-0467.

SCAMPP Store



Size S, M, L, & XL = \$10
Size XXL & XXXL = \$15

Pick-up at the meetings (or by arrangement) to save shipping or add \$3 if mailed. Small SCAMPP logo on front left chest area, and large SCAMPP logo on back. Contact Peggy at 951-685-0467 or E-Mail Peggy at peggy@scampp.com

SCAMPP T's & Tanks



MEN'S TANKS -Size S, M, L, & XL = \$8
LADIES TANKS -Size S, M, L, & XL = \$11

Men's are T-shirt material (smooth), Ladies are Ribbed material. Small SCAMPP logo on left chest with large SCAMPP logo on back. Contact Peggy at 951-685-0467 or E-Mail Peggy at peggy@scampp.com

Hoodies and Tote Bags also available



Hooded Jackets come in regular-weight or heavy-weight sweatshirt material, and can be zippered or pullover style. Hoodies have our small SCAMPP logo on left chest with large SCAMPP logo on back. **Prices vary depending on weight of material, zippered or pullover, and size.** Contact Peggy at 951-685-0467 or E-Mail Peggy at peggy@scampp.com

Totes Bags are Royal blue with large SCAMPP logo on front. Size: 20 x 15 x 5 with zippered closure and inside hanging zippered pocket, 100% cotton canvas. Contact Peggy at 951-685-0467 or E-Mail Peggy at peggy@scampp.com **\$13**




Decals

Decals are white vinyl on clear background. Can be used on car windows, furniture, book covers, binders, almost anything. Decals are 7" x 7." Contact Peggy at 951-685-0467 or E-Mail Peggy at peggy@scampp.com **\$3 each or 2 for \$5**

SCAMPP Store

SCAMPP Embroidered Logo



Otto cap - back


Flexfit Cap: This cap comes in sizes; 63% polyester, 34% cotton, 3% spandex combed twill, 6-panel, structured, mid-profile, wool-like texture, 3 1/2" crown, spandex sweatband retains shape, silver underbill, eight-row stitching on bill, hard buckram backed front panels, sewn eyelets, no opening in back, cap has the embroidered pig face with SCAMPP embroidered underneath the pig face. **Please specify size desired. \$15**

Otto Cap: 100% ring-spun combed comfy cotton, 6-panel structured, low-fitting; opening in back, Velcro closure in back, pique knit, cap has the embroidered pig face with SCAMPP embroidered underneath the pig face. **\$10**



Otto Visor: 100% cotton, ultra-soft superior brushed cotton twill, Velcro closure in back, pique knit, visors can

have only the initials SCAMPP or SCAMPP and pig. Please specify color and which style (big pig/little pig). **\$10**



#102-664



Nylon MESH Cap: 100% cotton twill, 100% Nylon Mesh back, firm front panel, low-fitting, plastic snap clo-

sure in back, one size. **\$10**



#19-1036



Polyester MESH Cap: Polyester Air Mesh, structured firm front panel, low-fitting, Velcro closure in back, one size. **\$10**



THREE POCKET APRONS:

Great to put your piggy treats in at events, three pockets, small ziplock bags fit nicely in the pockets to keep inside of pockets clean, dimensions: 23" W x 11" L, Waist Tie Length 40". **Please specify heat transfer logo or embroidered logo and which pocket for the logo. \$10**

OTHER OPTIONS: You can get our logo embroidered on your own items.

For more info, contact Peggy at 951-685-0467 or E-Mail Peggy at peggy@scampp.com

Adoption Corner

Always being updated, call for updates



BABY - is looking for her forever home. She is an older, unspayed female that was dumped by her owner. She needs someone to love her and help her loose some weight and feel secure again. She is shy and needs a home with no kids or dogs. She sleeps most of the day and would do great in an area where she can roam, root, sleep in the shade, roll in the mud & enjoy living out her years. If you are interested in **BABY**, please call Karrie at 949-235-7395 or E-Mail Karrie at Karrie@ThePiggyPen.com



RODEO - This handsome boy is available for adoption! He is approximately 5 to 8 years old and is a neutered male. He is all black. **RODEO** was a rescue from the Orange County area. He was purchased as a piglet and the loved family pet until the kids lost interest in him. He then was forgotten about and left in the back yard for years. Unfortunately, the yard had a lot of debris (broken glass, large nails, etc). **RODEO** stepped on something and hurt his rear foot at some point. His injury was never tended to, so now he has a limp in his rear leg and doesn't put all his weight on it. This doesn't slow him down though!!! His owner was done having **RODEO** in the backyard and was going to pay someone to hog-tie him, throw him in the bed of a pickup truck, and dump him at the shelter. Thankfully, we heard about this horrible plan and stepped in to rescue **RODEO**! He is a loving big-hearted guy! He loves to talk, is very gentle and is a very easy going. He would do well as a single pig, in a home that doesn't have young kids or dogs. **RODEO** is a very kick back guy - loves to chat and gets excited around feeding time, then spends his day napping and laying in the sun. If you or someone you know is looking to adopt a low maintenance pig that needs a loving forever home, please call Karrie at 949-235-7395 or E-Mail Karrie at Karrie@ThePiggyPen.com.



THOR is a shelter rescue out of Riverside. He is in overall great health and is hands-on and people-friendly. In warm weather he loves to wallow in a mud hole or splash around in his kiddie pool. He will flop for a belly rub and loves to be brushed. **THOR** will be neutered prior to adoption. If you are interested in meeting and/or adopting **THOR**, please complete the application at www.pigharmony.com and we will contact you once it's been reviewed.



MISS PIG is a spayed, female pot-bellied pig. She is housetrained, and loves to come inside and sleep on a "dog" bed or a blanket. She is vocal, and will make small grunting/squeaking noises when you talk to her. She affectionately will gently rub her snout up your shin to ask for a treat or to be pet. **MISS PIG** loves people, but is scared of big dogs, or dogs that run quickly. She is content to sun herself in the yard, and will take a dip in the baby pool when it is hot out. **MISS PIG** is a gentle soul who has visited special education classes, and been just a love, letting students pet and feed her. Originally a rescue pig, the hooves of one of her front feet were fused, and she had many ticks and infected skin. After months of care and loving, she began to respond. She is now, and has been for years, a beloved member of a family. She likes snuggling, and sleeping under blankets. She used to sleep in bed with her person...although she is a bit bristly! **MISS PIG** can be adopted alone, or with her friends, Cartman (spayed female) and Spencer (neutered male), both of whom are housetrained and love human affection. **MISS PIG** can get in and out of a minivan by using a ramp and should be wearing her harness and leash. She likes going on rides. If you are interested in adoption, please complete the application at www.pigharmony.com and we will contact you once it's been reviewed. **MISS PIG** is located in Raymond, CA.



HAMILTON is about 20 months old (as of 6/2013). He's in his 2nd home and his owner is realizing that he needs more space and attention. She had him in with her horse, but the two do not get along, so now he is in a teeny, tiny makeshift pen. He is about 80 pounds and very sweet. He instantly dropped for a tummy rub and let me touch his legs, ears and eyes within the first few minutes of my visit. If you would like more information about **HAMILTON** or if you would like to meet him, please complete the application at www.pigharmony.com and we will contact you once it's been reviewed. **HAMILTON** located in Burbank, CA.

Adoption Corner

Always being updated, call for updates

Please Adopt - Don't Buy!



SADIE AND PORKY were abandoned by former owners, not just once, but twice and were turned into the animal shelter by their last owners. They are mature adults at approx 10 years of age with plenty of life left in them. These two would make excellent pets for a first-time pig owner; however, their next home must be a committed forever home. They have been bounced around more than they deserve. We believe they are brother and sister and **MUST** stay together. They are non-invasive, not the least bit aggressive and would make great atmosphere pets. They are learning to learn that people can be kind and they do take hand-fed treats ever so gently. They also enjoy a nice shower from the hose on warm days. If you have room in your heart and home for these two special siblings, please complete the adoption application at www.pigharmony.com and you will be contacted once it is reviewed.



MISS PIGGY is in search of a new home. She was originally purchased from piggywigglyminipigs.com in Texas and promised to only grow to be 20 pounds. She is about 2 years old now and about 100 pounds. Pigs reach maturity at the age of 4-5 years of age. She has become too large for her owners to care for and because pigs have a natural instinct to root, this means that a nicely manicured lawn is not the best home for a pig. She knows some simple tricks and she would love to show them off for a new forever, loving, dedicated home. If you are interested in adopting **MISS PIGGY**, please complete the adoption application at www.pigharmony.com and you will be contacted once it is reviewed. *Note that Miss Piggy should go to a home that is familiar with potbellied pigs and their behavior; she can be a bit nippy and will need some behavior modification from an experienced pig person. She would likely do well in a multiple pig home.



GORDON - is a big handsome white boy with black skin markings around his face and rump. His exact age is unknown however he is at least 6 years old and he is neutered. He is approximately 18" tall, 36" long and weighs 180 to 200 pounds. **GORDON** was picked up roaming the streets of Redding California and was in the Shasta County Animal Shelter. **GORDON** does seem to want to trust, however he is very cautious and a little leery of people. If you have room in your home and heart for this handsome big boy or if you have any questions, please don't hesitate to contact us. NEW INFO: **GORDON** is now being loved and cared for at Cuddly Critters Rescue Sanctuary in Hollister. If you can contribute to his needs, please E-Mail Sue at sueypig60@yahoo.com or call her at 831-637-1336. He is still available for adoption. **Note:** Cuddly Critters has many piggies in need of sponsorship or adoption; see: cuddlycritters.org



CHACHI



POTSIE

CHACHI & POTSIE - The owner is moving back East this summer and cannot take the pigs with her. These are rescue pigs that she took in and has given them a great home. As of right now, she is working very long hours and has no one to care for the pigs while she is at work, so these pigs desperately need a new home as soon as possible. They are both about three years old. If you can give **CHACHI & POTSIE** a good home, please call Christina at 951-581-4449. They are located in the Woodcrest area of Riverside, CA.



MATER - his owners are moving to a place where pigs are not welcome. After being a family member for 10 years, he is no longer wanted. While he's not exactly a senior, he's a mature age and matured pigs make some of the best, most easy going, easy to care for pets. All he requires is the basic creature comforts. A comfy, safe place to sleep, shelter, healthy diet and routine hoof/tusk trims. Another nice thing about adopting a full grown potbellied pig is you know exactly how big he will grow to be and you have a good idea of their true disposition. If you can find it in your heart and home to provide **MATER** a real forever home please complete the adoption application at www.pigharmony.com and you will be contacted once it is reviewed.

If you can't adopt, please consider sponsoring

Adoption Corner

Always being updated, call for updates



BENNY is approx. 1.5 years old (as of 5/20/2013). He was found as a stray prior to being turned over to rescue. He is just a little shy at first, but warms up quickly. He would probably be best in a calm home, as children are too reactive and make him skittish. He loves human companionship and does well with cats. He takes treats gently and he will sit nicely for a treat. **BENNY** had been adopted previously, but the other pig at that home refused to accept him. He's a very sweet boy and just loves to splash around in his pool on warm days and he's also very animated. He will let you rub his tummy all day long. If you are interested in adopting **BENNY**, please complete the adoption application at www.pigharmony.com and we will contact you once it's been reviewed.



WILLIS AND PENELOPE - need a new home. Owner can no longer care for them and will soon be relocating. They are approximately 5 years old.

WILLIS is neutered, but **PENELOPE** is not spayed. They are very friendly and because they are bonded, they must stay together. **WILLIS & PENELOPE** are located in Vista, CA (San Diego County). If you are interested in adopting **WILLIS AND PENELOPE** please contact Lisa Henderson at lhenderson@isisph.com or call 760-639-8277.



BRAD PIG is looking for a new home. He is about 2 years old and does well around dogs, sheep, horses and people. He needs a good home where he will have plenty of company. He currently lives in a barn. His current owner states that "they have too many pets" and they feel that **BRAD PIG** is being neglected. They would like for him to go to a more caring environment with a better life. He is located in Rancho Santa Fe (San Diego). If you would like to meet **BRAD PIG** and interested in adopting him, please complete the adoption application at www.pigharmony.com and we will contact you once it's been reviewed.



PRECIOUS - We are looking for a loving home for our 9-year-old female. She loves a good belly rub and to roam around exploring. We will provide her "pig house" with blankets and her feeding dish. She has been spayed and has been in good health. She is about 2 feet tall and probably just under 100 lbs. We've had her since she was a piglet and she was the runt of the litter. She has not been raised around other animals. She is OK around adults and older children, but not ideal for a home with small children (as is now our situation). Free transportation from Orange County to a good home. Call Julie at 714-357-1183 or E-Mail her at juliesip@yahoo.com



DAPHNE - is in search of a new home. Health-related issues are forcing her owner to give her up. She is about 4-5 years of age and 160 pounds, which is typical average weight for a mature "teacup" piggy. She has a minor birth defect (but we see it as irresistible characteristic and charm) that causes her tongue to hang out to one side. **DAPHNE IS A VERY NICE PIGGY!!!** If you have room for her in your heart and home, please complete the adoption application at www.pigharmony.com and we will contact you soon after receiving it. **DAPHNE** is located in Redondo Beach, CA.



OGGIE needs a new home. The home he is in now accepted him reluctantly, as they really are not set up to keep a pig, but they did not want to see him go to the shelter. He's a bit large and a little grumpy, but in the right environment and with the proper diet, he could very well blossom into a very nice boy. He can live outdoors with proper housing, he's laid back and a pretty easy keeper. He's in good health, has good skin and coat and is about 3 years old. If you have the TLC to offer and would like to make **OGGIE** a part of your family, please complete the application at www.pigharmony.com and we will contact you once it's been reviewed.



LINUS is a young little guy, approximately 4 months old as of April 2013. He was confiscated from his original home by animal control because he had been viciously mauled by dogs. After convalescing in foster care and making a successful recovery, he is ready to be placed in a calm, loving forever home. He is very inquisitive and busy. He does love to have his tummy rubbed. Because he has a slight tendency to be jumpy in excitable situations, we would prefer to place him in a home with no small children. If you are interested in adopting **LINUS**, please complete the adoption application at www.pigharmony.com. Serious inquires only please. A completed application and home visit must be conducted prior to placement.

Membership and Contact Information

2013 OFFICERS:

PRESIDENT:

Karrie Casada (949) 235-7395
E-Mail: karrie@scampp.com

VICE PRESIDENT:

Jo Davis (951) 591-2184
E-Mail: pigs4life@scampp.com

SECRETARY/TREASURER:

Peggy Wimberly (951) 685-0467
E-Mail: peggy@scampp.com

BOARD MEMBERS:

Peggy Bray (951) 218-1037
E-Mail: peggybray@scampp.com

Curt Mills (951) 736-0766
E-Mail: curt@scampp.com

Susie Mills (951) 736-0766
E-Mail: susie@scampp.com

Sally Mullaney (951) 551-7358
E-Mail: sally@scampp.com

Ted Parry (951) 813-0150
E-Mail: ted@scampp.com

EVENT COORDINATORS:

Jo Davis
(951) 591-2184
E-Mail: pigs4life@scampp.com

Peggy Wimberly
(951) 685-0467
E-Mail: peggy@scampp.com

NEWSLETTER EDITOR:

Peggy Wimberly
(951) 685-0467
E-Mail: peggy@scampp.com



SCAMPP FACEBOOK:
<http://www.facebook.com/pages/SCAMPP/217173368325859>



SCAMPP YOUTUBE:
<http://www.youtube.com/user/OfficialSCAMPP>



SCAMPP GROUP LIST:
<http://groups.yahoo.com/group/SCAMPP>

DISCLAIMER:

SCAMPP is a 501(c)(3) Non-Profit Organization. We are an organization with members who are interested in educating the general public on matters of potbellied pigs and we financially support various local and state rescues as funds permit. The opinions expressed by people in particular articles are not the express opinion of SCAMPP officers or SCAMPP Board of Directors, but are offered to educate, amuse, and stimulate a variety of ideas regarding the care, health, promotion and training of potbellied pigs. We welcome your opinions about the newsletter and encourage you to submit your articles and anecdotes.

MISSION STATEMENT:

The primary objectives and purposes of this corporation shall be: To provide advocacy, action, and necessary support towards attaining the best quality of life for pigs as pets; to supply education about the pig and pigs as pets to current pig owners, prospective pig owners, the general public, civic partners, and community partners; to give back to the needs of the community through services provided by SCAMPP and collaborations with SCAMPP, with the interest of the breed incorporated into these endeavors; and to continuously enhance the association to meet these objectives and purposes.

Join SCAMPP or Renew your Membership New? or Renewal? Date _____

Name: _____ Your Birthday (year not necessary) _____

Address: _____

City: _____ State: _____ Zip: _____

Phone Number: _____ E-Mail: _____

Do you have potbellied pig(s)? If so, how many? _____ Age(s)? _____

Pigs Names and birthdates _____

How did you find out about SCAMPP? _____

Yearly Membership Fees: **New!** \$20 - E-Mail Newsletter Membership (please include E-Mail Address above!)

- _____ \$ 35.00 - Member - wants Monthly Newsletter snail-mailed
- _____ \$ 15.00 - Additional Member in same household - will receive only one newsletter per address
- _____ \$ 35.00 - Additional Member in same household but wishes to receive own newsletter
- _____ \$ _____ - Donation for General Operating Expenses
- _____ \$ _____ - Donation for Spay/Neuter Fund
- _____ \$ _____ - Donation for Rescued Pigs
- _____ \$ _____ - Donation for Events, Admin, Newsletter or Other (please specify)

Memberships run from Jan - Dec. & must be renewed each January.
If you join after January, you will receive all newsletters for the year that you missed.
Can be pro-rated if you join after September if you do not wish back issues.

You may also renew or join online at <http://scampp.com>

Send to:
SCAMPP
ATTN: P. Wimberly
4510 Avon St.
Riverside, CA 92509

Revised, Dec. 2012

For more information, please phone Peggy at 951-685-0467 or e-mail peggy@scampp.com