

The Examiner

MARCH 2009



SCAMPP Highlights

- * Costa Mesa Pet Expo - **April 17-18-19**
- * Big Sunday - **May 2**
- * SCAMPP Meeting - **May 9**

What's Inside?

Special Article - Wee Willie	1
President Report	2
Walk With The Animals Report	3
Pet Expo Info	4-5
Phoenix (pt 2 & 3), & Other Successful Adoptions	6-8
A Wild Time	9
It's Spring!	10
Lily's Bath Story	11
The B-Boys - MASH Adventure	12
Best Friends News	13
Post-Op Care Sheet	14
Medi-Swine Report	15
Disaster Prep - cont. from Dec.	16
Shelter & Treasurer's Report	17
Condolences, Welcome, and Congratulations	18-19
Ads and Announcements	20-26
Adoption Corner	27
Contact and Membership Info	28



Editor's Note: I received a call on Feb. 21st from our member Lynn Vollmer informing me that her precious piggy, Wee Willie - 13 years old, had passed away. Lynn and her husband, Brent, were very active members of SCAMPP and always brought Wee Willie to our events and pig shows until around a year or so ago, they moved to Idaho. They were concerned that to move Willie at his age would not be a good idea, plus the fact that Willie was not acclimated to living in the snow. Therefore they left Willie boarded with some very good and caring friends at the stable where they had boarded their horses. The people had known Willie for some time and took great care of him. It was a sad day when Lynn called me to report the passing of Willie. Lynn wrote a very nice note to SCAMPP which said: "...Thanks for keeping in touch (which we will still do) and the many years of piggy-fun. Without SCAMPP and the member support, having Willie wouldn't have been as much fun - sincerely, Lynn" The following is Lynn's tribute to Willie. ~ Peggy

When I first met Willie, I had been looking for a pet pig for about 5 years & I just hadn't found the right one. Then I visited a friend who had a potbellied pig she was using for her petting zoo. He was being kept in a bucket with some hay. I looked in - picked the little guy up (he weighed only one pound) and didn't put him down until I got home. She told me he was six months old, but it turned out he was three weeks old.

When Willie came home, he had to meet the whole family (two dogs, one cat, two llamas, & five horses). Brent & I always took all the animals for walks

around our house - usually miles at a time, and hike in the hills too. If Willie was going to live with us, he would have to hike too, which he did up until the last year of his life.

From the beginning, he took to riding in the car and traveled very well. Because he walked on a leash and would follow me off-leash so well, he got to go many places. We took him to SCAMPP Pig Shows. We took him on vacations with us to the Kern River where he'd go in the river and root around. We took him to parks for walks, to pet parades, fundraisers, the snow, out to lunch, walks in the mountains, costume classes at Petsmart and PetCo. He'd even go for carriage rides when we had our driving horses. Willie was a "go-for-it" kind of guy, if I thought of it-he'd try it.

People couldn't believe how anyone could love a pig - I can't understand how anyone can't love them. ~ Lynn



Wee Willie at a SCAMPP Pig Show in 2004 - this trick was for the pig to find the box with the hidden treats. Willie found it right away!



Wee Willie at a SCAMPP Pig Show in 2000



Time to go home after a long day at the show



President Report

Snorts Everyone,



Another great meeting of ideas, updates, support and sharing was had by all in attendance at our March membership meeting. Although membership turnout was off by a few people, the meeting welded some great information on the upcoming Pet Expo and support for the Walk with the Animals event in March. A special couple of "thank you-s" are in order for Peggy, Jo, Katelyn,

Bobbie, and Candace who worked diligently along with others to make the Walk with the Animals a great success with regards to education and positive re-enforcement of the commitments and causes of which SCAMPP supports. My hat is off to all you ladies for a job well done.

Swiftly approaching is the Pet Expo, April 17th, 18th, 19th at the Orange County Fairgrounds. This is a major event for SCAMPP and the excitement is definitely brewing for all those involved. It looks as though Jo Davis has once again put the wheels in motion for a great and well organized outing for SCAMPP members to get our message out of education, adoption and care for our beloved potbellied pigs. I just want to say "thanks as well" to all of you volunteering to help out with the staffing schedule for this event; some of you are coming great distances or at great personal expense to help support this event and please know it is greatly appreciated. We will have pigs present this year at both booths which is very helpful in drawing people to our booths and will heighten awareness towards our causes. This will be one of the biggest public exposures

for SCAMPP this year and I truly believe it will be our best year ever at the Pet Expo.

A topic that was present at the meeting and discussion was regarding rescues and SCAMPP's position about possibly providing an interview to the Riverside Press. As stated in our mission statement on our website: "this corporation shall be to provide advocacy, action, and necessary support towards attaining the best quality of life for pigs as pets; to supply education about the pig and pigs as pets to current pig owners, prospective pig owners, the general public, civic partners, and community partners; to give back to the needs of the community through services provided by SCAMPP and collaborations with SCAMPP, with the interest of the breed incorporated into these endeavors." In keeping with this mission statement, an interview was granted by myself to Miss Lorrie Lucas of the Riverside Press with input from those in attendance at the meeting and other board members. Our website was used as a central catalyst of reference for the questions she asked regarding the current plight of potbellied pigs in southern California and focused on informing the public to their needs.

The economic times facing all of us are dramatic to say the least, but utterly as important it was explained to Miss Lucas that the care, well being, needs and future homes of pigs are as well in serious danger. An epidemic is sweeping upon us regarding potbellied pigs for the once loved and cared for pig family members who are now finding even themselves displaced be-

cause of foreclosures, job loses and the financial economic climate down turns. Miss Lucas referred to SCAMPP as a rescue organization initially but was swiftly corrected. She was re-educated during the interview that SCAMPP diligently supports the efforts of rescue organizations and members individually who have taken it upon themselves to help in rescues, providing food, safe transport, housing and medical care for the growing number of pigs who have been abandoned by their owners, but in essence SCAMPP is not a rescue organization unto itself. It was also explained that SCAMPP has provided, through its website, a means by which people can donate to specific groups who are conducting rescues in certain areas of Southern California and provides structured controls for funds needing to be disbursed to the appropriate groups. The focus point throughout the interview was providing current pig information to perhaps a misinformed society, education to an unaware public and encouragement of much needed financial support for potbellied pigs from the public through a widely read newspaper with regards to abandoned and/or neglected pigs.

Hardships will face potbellied pigs in the immediate future unfortunately, but through the membership's support of events that educate and inform the public, the diligent efforts of all those who make it their daily goal to try and rescue as many pigs as they are able to possibly touch and through our commitment to speak up and out for our beloved potbellied pigs, hope will remain constant for pigs everywhere.

~ Andrew, President

EDITOR'S NOTE:

Sorry for the delay in the newsletter this month. Due to surgery and some unexpected complications, my time and energy have been zapped the last few weeks. ~ Peggy

Walk With The Animals - Saturday, March 21st

Again, SCAMPP participated in the Annual "Walk With the Animals" Event hosted by the Riverside Humane Society at Fairmount Park in Riverside. This was the 17th Annual, and as far back as I can remember, SCAMPP has always participated and had our very own SCAMPP Annual "Pignic in the Park" directly after the event. This year was exceptionally nice because we had several new members who pitched in and really helped out. Thank you to John and Andrew for being there early to help us gals unload everything and set things up. Thank you to our new member, Candace, who used her creativity to make new display boards for us. Thank you to Jo and Michael/Monique/Makayla who brought pigs to show off to the public and for us to enjoy. This year's event drew more than 1,000 people which is 200 more than last year. We handed quite a few information packets & newsletters, and sold a few items. But education on the proper care and needs of pbps are our main goal and we had plenty of members to help us out with that this year. THANK YOU to all who came and helped us at our booth. We can always use more members present to represent our club, so if you were not there, please plan on stopping by our booths at future events to help out for a little while. It's a great opportunity to get to know your fellow members as well. ~ Peggy



SCAMPP members who came to help





IMPORTANT - WE NEED ITEMS TO SELL AT OUR BOOTHS. IF YOU CAN MAKE DONATIONS (NEW), PLEASE CALL PEGGY AT 951-685-0467 home) or 909-938-9526 (days of event)

WE ARE ALSO LOOKING FOR POLAROID FILM (SIZE 600). IF YOU CAN PURCHASE SOME AND GET IT TO US FOR THE EXPO, WE CAN USE IT TO RAISE DONATIONS BY LETTING VISITORS "GET THEIR PICTURE TAKEN WITH A PIG."

Pet Expo - April 17-18-19

- WHAT:** World's largest pet and pet product expo returns to Orange County. Over 1,000 animals including dogs, cats, birds, fish, llamas, pot bellied pigs, goats, rats, reptiles, rabbits, miniature horses and more are on display in stage shows, competitions & demonstrations. Thousands of pet products for sale at special show prices. Plenty of animal experts, pet adoptions, hands-on petting and learning opportunities.
- WHEN:** April 17, 18, 19, 2009
Fri 10:00 a.m. to 6:00 p.m., Sat. 10:00 a.m. to 7:00 p.m., Sun. 10:00 a.m. to 6:00 p.m.
- WHERE:** OC Fair & Event Center, 88 Fair Drive, Costa Mesa (Take the 405 Freeway to Fairview exit, or 5 Freeway to the 55 South to Del Mar/Fair exit). For public information, (800) 999-7295, www.PetExpoOC.com
- TICKETS:** General Admission - \$12.00. Seniors 60 & over - \$10.00. Children 6-12 - \$6.00. 5 yrs and Under - free. General Admission tickets may be purchased at a \$2 discount at www.PetExpoOC.com.

IMPORTANT INFO

For those of you who have already volunteered to help at a SCAMPP Booth, here are a few important things you need to know. If you need additional info, please call Jo Davis at 951-591-2184 or e-mail pigs4life@aol.com ASAP.

1. Jo needs to know **ASAP** how many attending and your addresses for badges.
2. Jo needs to know **ASAP** how many are actually coming **BEFORE OPENING (8am)** to unload pigs and set-up, so she can send "move-in passes" along with the badges.
3. Those that are coming early will not be let in the gate if they forget their badge or move-in pass, you will have to wait until the Expo opens at 10 a.m. They want the move-in pass on the dashboard and your badge in sight...so they can just glance at each car. After you unload, you must remove your vehicle from the grounds by 9 a.m. or they can tow your vehicle.
4. If you use an Exhibitor parking pass, you also need to be there EARLY as the lot fills up fast, first come, first served.
5. If you come later in the day, there are no exceptions to driving onto the Exhibitor parking area if it is full, you will have to walk you pigs into the exhibit area. If the free parking is also full, they will not let you in at all.
6. The Expo does not want any animals being walked into an exhibit area that they are not assigned; they have had problems in the past. Also, the Fairground area that houses the hogs, chickens, geese, vegetable garden etc. is not part of the Expo and they do not want exhibitors to walk their animals in that area during the Expo.
7. If you are told your badges are at "Will Call", the Will Call booth is inside the camping area by Gate 4.

Any further questions, contact Jo Davis.

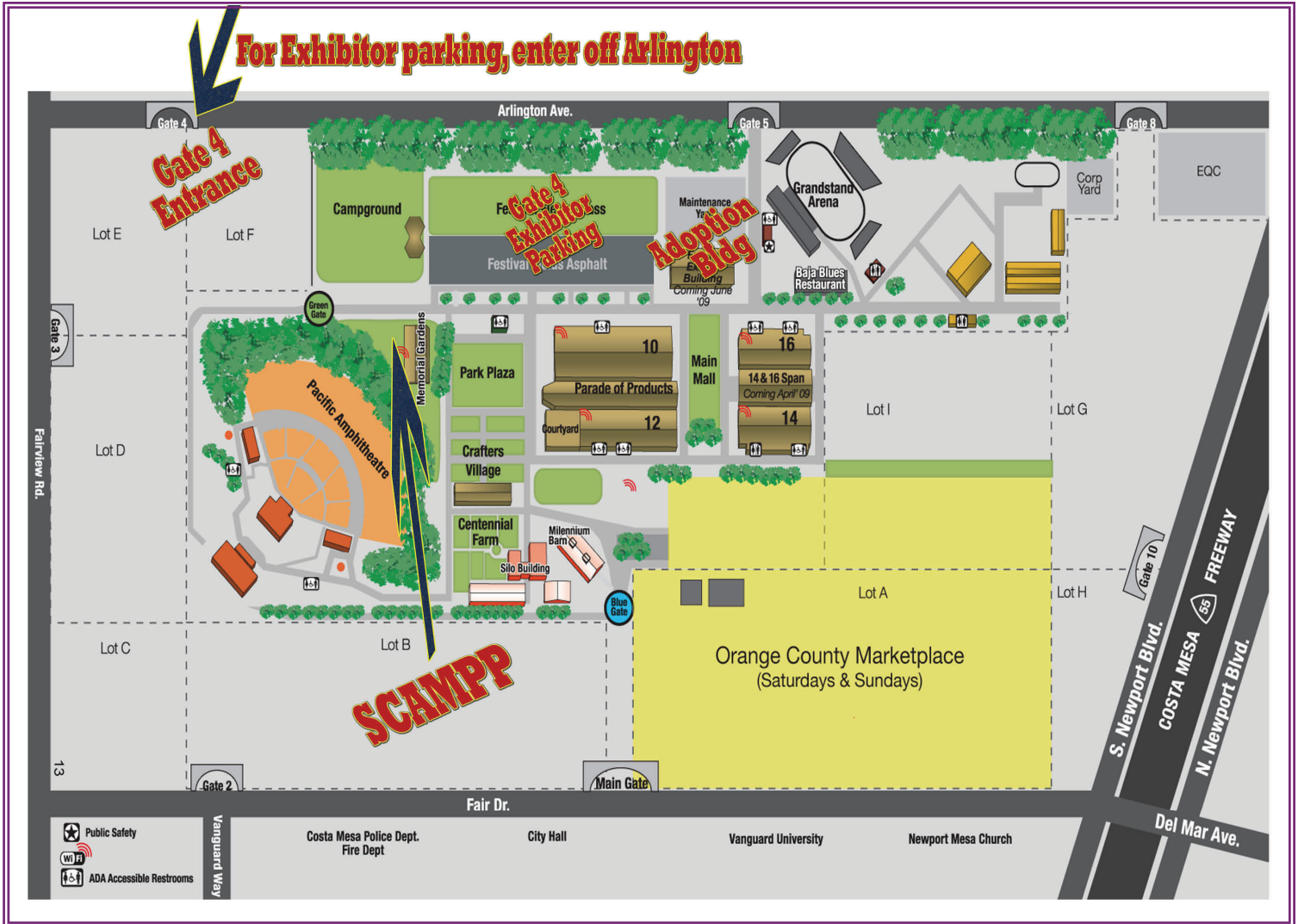
The World's Largest Pet and Pet Product Expo!

FRI, SAT, SUN, April 17, 18, 19, 2009
OC Fair & Event Center
88 Fair Drive, Costa Mesa, CA 92626

<http://www.petexpoc.com>

WWPLA
www.wwpla.com

Where to Find Us at The Pet Expo



88 Fair Drive, Costa Mesa, CA 92626

DRIVING DIRECTIONS

FROM LOS ANGELES:

405 Freeway south, exit at Fairview Road, turn right on Fairview, left on Fair Drive or the 5 Freeway south to the 55 Freeway south and exit at Del Mar/Fair Drive, turn right on Fair Drive.

FROM PASADENA/SAN GABRIEL VALLEY

Proceed to the 57 Freeway South (using the 210, 10 or 60 Freeways) to the 5 Freeway south to the 55 Freeway south and exit at Del Mar/Fair Drive, turn right on Fair Drive.

FROM LAX/LONG BEACH:

405 Freeway south, exit at Fairview Road, turn right on Fairview, left on Fair Drive.

FROM RIVERSIDE:

91 Freeway west to 55 Freeway south, exit Del Mar/Fair Drive, turn right on Fair Drive.

FROM SAN DIEGO:

5 Freeway north to 55 Freeway south, exit Del Mar/Fair Drive, turn right on Fair Drive.

We will have two SCAMPP Booths; one booth on the grass in the large animal section near the llamas and miniature donkeys, and another booth in front of the Adoption Building. Our booth numbers are #260 and #512. Our main booth will be near the Green Gate (Gate 3), so if you are just coming to visit, enter Gate 3 off Fairview Drive. If you are working a booth and have an Exhibitor Parking Pass, enter at Gate 4 off Arlington.



Wilbur, now known as "Phoenix" - this is the picture that broke our hearts

Background Notes: Michael & Chad made the four-hour trip (one-way) on Jan 31st to Phoenix, Arizona to get Wilbur who had been seriously neglected, living in filth & debris; owner said he lost his job and could no longer afford to feed or care for the pig. Michael & Monique fostered him, got him neutered Feb. 3rd, and Marlies found him a new home, Laura transported him to his new home on Feb. 21st.

PHOENIX - PART TWO ~ BY MONIQUE, FEB. 4, 2009

Good morning everyone! Today is a wonderful day! Phoenix is really coming out of his shell. He is very happy to see us and greets us at the gate. We let him piddle around the backyard and he realized more interesting things were taking place IN-SIDE the house so he's been knocking on the back door!! LOL He is really quite a character. He knocked over an empty plastic garbage can and was rolling it around the yard!! He loves to root and scratch at the ground with his front hooves too. We're trying out different types of fruits and vegetables to see what his favorites are. It has been enjoyable to see his curiosity shine through his fear. I think he realizes we are good people with new and interesting treats.

When Laura and Chad came over, we decided to name him Phoenix L'amour since he was rescued in "Phoenix" and he had a strong drive to make sweet love to the lawn mower, chair, ball, trash can, Chad's leg etc...J/K LOL. Since the neuter, that "special drive" has really subsided but the fragrant MUSK O' MAN remains so for now we are calling him Phoenix La'Pew HAAAAHA. Laura and I got up close and personal with a bath which he seemed to enjoy. A few more soaks ought to have him smelling sweet and ready for a new loving family.

On behalf of Michael, Makayla, PHOENIX and myself, we truly appreciate all the help as well as the opportunity to give this little fellow a promising future!! An extra special thanks to our favorite Prez Andrew for helping to cover the vet bill, Marlies for finding him a home, Peggy for providing a pigloo and offering food etc., Laura for finding him in the first place and the crazy duo Michael and Chad for their heroic efforts to save a life. ~ Monique

Phoenix - PART THREE

PHOENIX.....HE CERTAINLY IS SOME PIG!! ~ by Laura

Phoenix, formerly known as Wilbur, was placed in his forever home exactly three weeks from the day of his initial rescue on January 31st. When I drove through the gates of his new home, I knew right away he was going to a good place. There were other animals, a beautiful enclosure for Phoenix and smiling owner's to greet us. In fact, I don't think Charlotte wanted to leave!!

We let Phoenix out of his crate and into the enclosure and he quickly started checking things out. His new owner's, Bob & Marion, gave him time to get acquainted before petting him, but just as soon as they did, yep you guessed it, he immediately dropped for a belly rub!! And there he stayed for quite a while!

His new nay-bors consist of three horses, two goats, chickens and a rooster. All of which seemed pretty curious about the new addition. After a couple of nose-to-nose hello's, Phoenix seemed to be right at home. I think Bob & Marion were a little surprised at the ease of transition, as was I.

It was pretty neat that I ended up transporting Phoenix, since I first located Phoenix in Phoenix! Michael & Monique truly did a wonderful job fostering him. He was a completely different pig then when I first met him three weeks ago. He wouldn't take treats, was very shy and I was a little uneasy with him to be quite honest. Now, he is so well adjusted, that nothing during the transport seemed to phase him.

So a HUGE thank you to everyone who made this possible!!! Chad & Michael for the bonsai trip to Phoenix to get this little porker, Michael & Monique who did an awesome job fostering him and to Marlies who found him the best home imaginable!! It's so cool that we all worked together to give this wonderful piggy a new life.


I got an email from Marion the day after I delivered him and it said, "Phoenix woke up this morning, came out of his house, stretched, ate, and flopped down for a belly rub." Another email a couple of days later said, "Who would have thought a pig could have so much personality." Marion!!!! Why do you think we love our piggies so much!!!!????? ~Laura



AT MICHAEL & MONIQUE'S



AT HIS NEW HOME



Phoenix Meeting Some of His New Nay-bors



More Phoenix AT HIS NEW HOME



His New Home - Called "The Saloon"



His New Family - The Franklins



Phoenix and Charlotte Saying Their Good-byes

Other Successful Adoptions



Stella & Truffle's
New Home

Marlies says:

The arrival of these two special little girls created quite a bit of commotion at the barn. This place is literally hog heaven. They will lack for nothing. I was very pleased with this placement.



Lacy (now Mazie)'s New Home

A few comments from Mazie's new owner(s):

Mazie is doing wonderfully! She is sleeping with us, playing and talking like crazy! I taught her how to sit in less than five minutes.....I just LOVE her so much, she is absolutely wonderful...and so smart! She really is the perfect pet for me, because of her intelligence, I feel such a closer connection to her, more than any other animal

More Successful Adoptions



Ann Wood says:

Hank and Delilah had to be given up by their family in Chico, CA due to a dispute with a neighbor and were lucky to find a new home in Eureka, CA.



Leonardo & Michaelangelo's New Home



Marlies says:

The new owners have a nice set up both indoors and out and really seem to be tickled with these two pigs. This was the right home for them because they needed to go to someone with pig expertise and patience.....

Molly & Paco

The wonderful family that took the 6 pigs in (January '09 issue, page 10) were in no hurry to adopt any of them out. We wanted to let them all settle first. They'd been through so much from going through a mass spay/neuter situation, brought back to their now "moved out of" home that they've known. Being picked up and transported to my house. Again, more confusion and being disoriented, for just one night. At least they all got along and all stayed together, to another long haul (3 hours one way) to their new foster care. Once arrived, the foster family just fell head over heels in love. Considering what these pigs have been through, they are very nice, well adjusted, sweet, loving, beautiful pigs.

I got an adoption application just the week before from a wonderful couple that just lost their beloved pig of 16 years old. I asked the foster family if they wanted to be in touch with this couple as a possible adoption for one of the younger of the 6 they took in. They welcomed the visit. Lo and behold, the man just fell head over heels in love with all the pigs. He could not stand the thought of separating them, but we knew they needed to be placed; as we in foster cannot keep everything, otherwise we cannot continue to rescue. So...with the reassurance of his lovely wife ...they took the two most social youngsters home.

The husband and wife pig have a special bond (Charlotte and Bert) and Bob Ryan, the daddy pig of them all, had a special bond with his very shy son, Pierre. I asked them for updated pictures as I did not get enough of Pierre and she informed me that they have plenty of acreage and lots of love and room in their hearts for this bonded family of 4. No more postings to Petfinder were necessary. They were HOME.

This really was a lucky, special opening for some very wonderful pigs in a great home. January has been a pretty good month for adoptions. Let's hope the rest of the months follow suit. ~ As always, Hugs and Grunts, Marlies, www.pigharmony.com



Molly & Paco's New Home

A Wild Time at Wildwood Canyon

Charlotte and Spanky had a "WILD" time at Wildwood Canyon Villa Retirement Home in Yucaipa!! Activity Director, Pat, was kind enough to invite Charlotte and Spanky to help the residents of Wildwood celebrate National Pig Day. I have to say, I was a little stunned to read, "Live Pig Show" on the marquis when we arrived. I thought we would just walk around and visit the residents!! I don't remember anyone mentioning a show, so I figured I'd have to wing it until Spanky arrived, and I was hoping he would get there soon!! As much as I adore Charlotte, Spanky is A LOT more entertaining, and he knows a few more tricks!! Several of the residents gathered in a circle leaving me, Summer and Charlotte in the middle trying to put on a "show." It's funny, trying to get Charlotte to perform tricks was pretty much a show in itself and the residents really seemed amused! I'd tell Charlotte to "sit" and she'd stand, then I'd tell her to "lay down" and she'd sit. I'm sure you get the picture. I then attempted to walk her around the group so they could all pet her and get a good close-up, but the room we were in was connected to an eating area of all things!! Obviously, Charlotte was more interested in cleaning up every morsel she could find on their floor than socializing. When I finally got her back to the group, she started nibbling on toes, and then everyone started taking off their shoes so she could nibble on theirs!! Considering I sleep with my piggy and give kisses, I wasn't too happy with that. Luckily, that's right when Spanky made his grand entrance! After Spanky crawled, bowed, sat and laid down on command, Michael picked him up (not an easy task) and brought him around for the residents to admire. Afterwards, the two piggies enjoyed the beautiful grounds, ate some grass, and back home we went. Next time we're invited to a "Live Pig Show," I'll be sure to find out if we're the SHOW!! ~ Laura



Charlotte warming up for her visit to Wildwood



Charlotte actually doing something



Activity Director, Pat, holding Charlotte



Spanky and residents



Charlotte nibbling toes!



Spanky getting a little scratch from one of the residents



Michael letting one of the residents attempt to hold Spanky

IT'S SPRING! ~ by Sandy



Is that Spring I smell?

I hope the spring weather is great where you are. It is great here for now. Spring is storm season in Texas, but we are enjoying the beautiful weather we are having at this time. Petunia is also enjoying it, she suns herself everyday mostly in my flower bed but she is happy to be out and about and she doesn't eat my flowers just flattens them!

It's been just one year since I lost Bumper and I am missing him. I know some of you have lost your pets as well, so you know how I am feeling.

Well, I hope you have the pools all filled for your piggy's. Warm weather makes them want to get their little feet wet! I've filled Petunia's pool.


It's time to get those hooves trimmed and the hair shampooed and brushed. Clean out the winter blankets and sweep out the pig house, you know spring cleaning just like we do our own homes this time of year! Petunia has popped out of her house a few times covered in feathers. She apparently likes to "nest" and has shredded a few comforters. Bumper used to be the nester; I guess she has taken over that job.

Healthypigs.com has some great products for your pig's skin and hair care. They have great spring sales. You also help SCAMPP when you order via SCAMPP's website (Products page). I still spray Skin-So-Soft on Petunia and brush it in. Of course she doesn't like it but she looks and smells great afterwards.

Petunia loves rose petals so I pick a few for her sometimes. Your pig may like a certain flower as well, but be sure you go over your poisonous plant list before giving your pig anything. Now would be a good time to go over it anyway since everything will be growing and blooming at this time. Walk your yard and double check that list, something may have sprouted up since you last looked.



Enjoy this spring season, you and your pigs. It's a great time of year. Until next time.....Sandy




Splish Splash I Am Taking a Bath

~ by Jacque



To groom or not to groom, that is the question! Do you groom your pig? I have chosen to groom Lily because ever since she came into our life that is what has always been done. In Lily's younger year every three weeks she would be groomed at the pet grooming place. She looked and smelled so beautiful. Her white hair/skin was so clean, her eyes so clear, her ears showed no sign of wax build up, and best of all she normally had her hoofs painted, she truly looked like a girl pig. Lily is older now, ok so she is two and a half years old and much heavier

than she was back then, but none the less I feel the need to groom her. Let's get this straight, I am not a pet groomer but I do have an interest in making the pig feel good. Every three weeks and hopefully with the cooperation of the weather, I gather my grooming supplies out to the small front patio along with several five gallon buckets of warm water and then the biggest chore begins. Lily does not like water! I have read your other articles about how some pigs do and some pigs do not like water. I happen to love one that does not like water. After much coaxing, there she is trapped in an area where I can get to work on her. I start by wetting her body and she squeals but does not scream. I almost forgot she does not stand in one place either so we go round and round all through this process. I apply the shampoo and with the help of the scrubber (grooming mitt), I get to work all the time following her where ever she goes. Lily would never admit that this feels very good and she appreciates the attention. I can tell when she is appreciating it; we stop moving so much; ha ha. I rinse off the shampoo and rinse again. Some days I am lucky to get her to cooperate for a round of cream rinse. I use a wash cloth on her face and getting those tiny legs scrubbed is a chore too. Finally she is towel dried and released to run to the safety of the house. Is there anything better than a clean pig? Just a big wet pig kiss. ~ Jacque



Nice Clean Lily after her bath



Lily scratching herself on a tree



What Lily and the dog like to do best with my husband

The Adventures of the B-BOYS!

EPISODE VI: THE MASH ADVENTURE

It was a beautiful day in Southern California. The temperature was in the mid 70's, the sky was clear after the recent rain storm and there hadn't been a noticeable earthquake in at least 2 hours. But this was not the only reason that Snorty had decided to take out his 1979 white Corvette for a spin. Snorty had just finished having a meeting with Super Pig and his side kick Slim hadn't answered his phone. This was unusual as Slim always answered his phone. Snorty had arrived at the "Lazy 'B'", home of the misnamed Slim, and he let himself into the estate. As he walked through the massive front door, Snorty stared in awe at the eclectic furnishings of Slims' bachelor pad. Slim called it "fabulous fifties" furniture. He had the furnishings appraised and insured for just over 1.25 dollars. Snorty weaved his way down then maze like corridors of this 750 square foot mansion until he arrived at the communications room of Slim. The room was almost completely empty except for an old roll top desk, antique swivel chair, 58 inch flat screen monitor, eighteen tower speakers and, of course, Slim. Slim was relaxing in the swivel chair watching his favorite TV show (Babylon 5) with the sound cranked up to almost deafening (no wonder he didn't answer the phone!). Snorty taps Slim on his shoulder.

"Don't ever do that again!" yells Slim as he dug his fingernails out of the ceiling. "Why are you here?" "I'm here to take you to MASH." "You mean like Hawkeye, Radar and Hotlips?" "No, little buddy, I mean like the rescue run by Renee. I'm told that some of the pigs we recently rescued from an unscrupulous breeder out in Elsinore knocked down the fence of their pen and are running around her 15 acres." "OK, skipper, to the porcine pigup!"

Arriving at the MASH rescue the boys were met by Renee. "I've got an idea on how to gather all of the pigs into one place. The pigs are not very sociable at this point, but they are getting used to me. So if I leave a trail of Scooby snacks maybe they'll follow me." Renee's plan was put in effect and it worked surprisingly well. Soon almost all of the little piggies were back in their pen. Snorty and Slim quickly put back the knocked down fence and started making repairs. During the repair job the boy were joined by Pam Martin.

For those of you who don't know, Pam Martin is the mobile hoof and tusk trimmer to the stars. She is very friendly and has a way with animals that even impresses the B-Boys. "When we're done here, would you mind giving me a hand with a couple of sheep?" asked the tall blonde. "Sure thing!" says Snorty. The repairs were finished and it was off through the horse coral and up the hill to where the goats and sheep are kept. This was pretty funny to watch and we could show you some amazing photos and if only Snorty had remembered to recharge his digital camera, we would. Photos like Snorty almost being impaled by the horns of the ram. Photos like Slim being surrounded by horses licking him. But he didn't and we won't.

And so this episode of the B-Boys comes to an end and they drive away from the MASH rescue singing the theme song from "Green Acres" with Slim thinking "we never mention a Jack-in-the-Box in this episode."



Best Friends News

Top Story #23 - Published March 3, 2009 - used with permission of BestFriends.org



Crystal and Napoleon

Maggie and Peyton, rescued potbellied pigs, are now safely in Mack, Colorado, along with a tiny surprise guest – a piglet named Napoleon. “He’s our hitchhiker,” says Yvonne McIntosh, manager of Best Friends’ Piggy Paradise, where potbellies live on the sanctuary grounds. Napoleon, three weeks old and weighing just three pounds, was included in McIntosh’s recent trek to Pig-A-Sus Homestead Sanctuary, which agreed to take all three.

“Maggie and Peyton slept the whole trip from Las Vegas up to Best Friends’ sanctuary,” says Crystal KimHan, who rescued Maggie and Peyton through Vegas Pig Pets, her home-based organization.

To continue the longer leg of the trip to Colorado with two adult pigs, KimHan needed a trailer. So McIntosh arranged it, did the driving herself, and supplied a truck and trailer with crates the pigs could walk in and out of. There was also lots of cushy straw in their crates and all around the trailer, and blanket covering the crates to shield them from the wind – all to make the ride as comfortable as possible for Maggie and Peyton. KimHan underwrote the cost of the trip.

Napoleon rode up-front with McIntosh and KimHan. “He’s still being hand-fed formula,” KimHan says. “He’s very cute.” Having Napoleon along was one of those last-minute requests that KimHan couldn’t have predicted. When she was asked a day before she was to leave for Best Friends to take in a newborn piglet whose five siblings had been crushed by their mother and father, she called Sioux Robbins, who runs Pig-A-Sus. “She said, ‘Bring him too,’” KimHan says.

As for three-year-old Maggie, she found herself homeless when her previous people’s house went into foreclosure. And Peyton, who is about seven, was rescued from a dog-fighting ring, where she was used as bait. “Her injuries – a partially caved-in head and a bitten-off ear – weren’t caused by humans,” says KimHan.

But those bleak days are behind all three. Now, they’re safely ensconced at Robbins’ pig sanctuary, where the focus is care, health and education of potbellied pigs. Helping the pigs get to a safe environment is a part of Best Friends’ mission of “No More Homeless Pets” – regardless of species. “It was in our neighborhood, so to speak,” McIntosh says. “We’re located between Nevada and Colorado. We help the pig community whenever we can.” ~ *Written by Cathy Scott, Photo by Molly Wald*



Maggie



Peyton


This Post-Op Care Sheet was written by one of our members, Rosalinde, in response to Carnita's Spay Surgery Article in SCAMPP's Jan '09 issue (page 8) to help "prepare" other piggy parents when it is time to neuter/spay or having any type of surgery.

"POST OP" Care Sheet

After-Care Instructions for Potbellied pigs!

It is highly recommended to have these items already on hand before your piggy goes in for surgery:

- * **"Rimadyl"** -Pain Medication/Anti-inflammatory-by prescription only! These pills are liver flavored, ask your Vet to prescribe this medication instead of "Met Cam"! Much gentler on your piggy's stomach!!! (Ours vomitted TWICE after taking the Met Cam, we stopped giving it to her completely and the vomitting stopped) Ask your Vet for the recommended dose for your pig!
- * **"Stool softner"** - There are several different brands to choose from! You want to get the one that has ONE active ingredient only and that is "Docusate Sodium" (costs about \$5) Your piggy may be constipated after surgery! So it's a good idea to have it already on hand! Especially if your piggy was spayed or neutered, it will be very painful to pass stool without the help of a stool softner! This ingredient will help "soften" the stool for easier "elimination"
- * **Cans of pumpkin** - Great source of fiber!!! Helps with the constipation that follows after surgery! Combining this with a stool softner will keep your piggy regular!
- * **Electrolyte Fluids** - (At ROOM temperature)-"Propell", Vitawater", "Pedialyte" are just a few of the many brands that offer electrolytes containing low amounts of sugar! Electrolytes are very important to help keep your piggy from dehydration that follows after surgery! It is very important that your piggy drinks LOTS of fluids during recovery to help "flush" out the Anesthesia, which in turn helps eliminate the nausea. The faster it flushes out, the better your piggy will feel:)
- * **Light Foods** - For the first three-four days, it is recommended to NOT feed your piggy the usual dry pig chow! The piggy's throat will be VERY sore from the tube (when intubated during surgery) and the chow will be much too grainy and dry for the pig to swallow! It is recommended to feed the piggy several "small" servings of Oatmeal mixed with the pumpkin throughout the day!
- * **Blanket or Coat** - It is VERY important to keep your piggy warm and away from draft and cold temperature after surgery/ during recovery!!! The first two days are MOST critical after your piggy has been under Anesthesia! The #1 concern is "Hypothermia" (a reduction in body temperature)...your piggy may shiver when he/she first wakes up after the Anesthesia (usually in the recovery room at the Veterinary Hospital), it is very important for your piggy to be and stay warm. A blankie will do the trick:) Be sure to keep the blanket on her/him on the ride home as well. You may notice your piggy still shaking or shivering but that is usually a side effect from the pain killer that is injected during surgery...sometimes a second dose MAY be administered when the piggy is released from the Veterinary Hospital to keep he/she more calm for the long ride home. Which unfortunately will/may increase the nausea and shakiness. So be sure to ask your Vet if a second dose was or will be given at the time of release so at least you are aware that this will be normal! Once home, it will be hard to keep a blanket on your piggy throughout the night . It is recommended to make a "piggy coat", one that can be secured with velcro! All you would need is some Fleece material (the no-sew fabric that won't unravel) and some velcro that you can find at any Craft Store! And JOILA, you created a piggy coat:)
- * **Non-slip Rubber bottom or Foam Floor Mat/Roll** - This will come in VERY handy when your piggy first walks the ground into the Vet's Office. The slippery floors usually scare the piggies almost immediately. Not only will such a floor mat keep the piggy from slipping and sliding all over the floor but one will also be great to use for he/she to lay on when recovering after surgery (instead of bare concrete flooring)! Not only will it keep her/him warm but it will also prevent the piggy from slipping/falling when trying to stand up while still being drowsy!!! A Yoga mat or those "foam puzzles" are another great idea, too. Both are made of thick foam! Retail Stores like Walmart and Target usually carry these in stock:) It is also recommended to use a non slip cushion for the bottom of the crate for the drive to/from the Vet to keep your piggy from sliding side to side when driving curvy roads!
- * **Lastly**- Keep the incision clean and dry! Limit your piggy's activity, especially keep it from jumping and walking up steps for the first few days! Contact your Vet if you notice severe swelling, redness or excessive discharge coming from the incision!



The Medi-Swine Report

While it's not a pleasant dining room conversation, constipation is a common problem in pot-belly pigs. Chances are, at least a few times in your piggy's life, he will become constipated. In this article, I will go over how to identify if your pig is constipated, causes for it and ways to treat and prevent it.

How to know:

While you may think it is easy to notice if your pig is constipated, there may be some subtle signs you could miss.

- **Not passing feces:** The first and most obvious sign of constipation is if your pig is not passing any feces for several days or weeks at a time. Check your pig's favorite places to potty and make sure you find lots of "pig berries."

- **Straining when trying to defecate:** If you notice your pig trying to defecate and nothing is coming out or only a few small fecal balls are being passed, you should be worried.

Passing small, hard balls of feces: If the poop is hard and crumbly, your pig may not be regular. To test this, step on it and check if it smushes (as it should) or crumbles easily (as it shouldn't).

Causes:

There are more causes than I could ever list for constipation, but I will do my best to list all the ones I can think of. These should be diagnosed properly by your vet, but here are some for you to think about. These causes could either be chronic (lasting a long period of time) or acute (lasting a short time, one or a couple of days). Some of these causes overlap.

- **Blockage:** This could be due to a foreign object or food. Never let your pig eat corn on the cob or other large indigestible products, but if it happens to occur, your pig could be blocked. An x-ray can diagnose a blockage and surgery is almost inevitable.
- **Ulcers:** Pigs can develop ulcers in the esophagus, stomach, small intestines, colon, etc. These cause irritation and make it painful for pigs to eat, therefore causing constipation. Some pigs are more prone to ulcers than others. They can just simply develop on their own or be brought about by stress.
- **Stress:** As stated above, stress can cause ulcers, but it can also just make the pig not want to eat. If your pig is particularly timid or in a stressful environment, he may not want to eat and therefore become constipated.
- **Tumors:** Tumors are most common in the intestines or uterus of unspayed females, but can develop in other areas. They literally block food from being passed due to their mass. Surgery is a must to save your pig's life.
- **Antibiotics:** If your pig is on antibiotics for another reason, it can cause him to become constipated.
- **Another illness:** Other illnesses can cause your pigs to not feel well and therefore become constipated.

Therefore, constipation could be a sign of another disease.

Lack of exercise: As you know, pot-bellies are from Vietnam and are used to warm, humid climates. When cold, they are more likely to stay in bed all day and not walk around like they normally do. This causes their tummies to move a little slower and increases the chance of constipation. Also, if your pig is overweight or older, he may move around less than he should which can cause him to become constipated.

Cures and Preventatives:

If your pig is constipated, all hope is not lost. To be safe, you should take your pig to your veterinarian to diagnose the reason, but if that is not an option or you wish to try something yourself first, here are a few suggestions.

- **Pumpkin:** Purchase a can of pure pumpkin puree (no additives). Add a couple of spoonfuls to your pig's normal meal. If your pig is prone to constipation, give him the pumpkin puree daily.
- **Olive oil:** Add approximately one tablespoon to your pig's bowl of food. This help "lube" up the digestive tract to help move things along. Again, this can be given daily, if your pig is prone to getting constipated, but should not be given to healthy pigs as it is high in fat.
- **Prunes:** Just like recommended for people, prunes help pigs become more regular. Be careful the prunes are not getting stuck in your pig's teeth. If they are, blend them up before feeding.
- **Feed 2 or 3 times a day instead of once:** Continue feeding the same amount of total feed, just split it up into 2 or 3 meals a day. I suggest this anyway, but especially if you are trying to prevent constipation. This will help increase metabolism and increase the passage of feces.
- **Walking:** Make sure your pig is walking around. If you are having trouble getting your piggy moving, spread some plain popcorn around and let piggy search for each kernel. A fun way for your pig to exercise.

Enemas: The most invasive suggestion is to administer an enema for your constipated piggy. It should be given by a veterinarian or by experienced owners only. It is possible to injure your pig's rectum if done improperly which will cause a much bigger problem. They should only be given if a blockage is ruled out.

Disaster Preparation Cont. ~ by Laura

As a follow-up to the article in December's issue, "Practical Tips for Dealing with your Potbelly in a Time of Disaster", I'd like to add some additional information that I gathered from the San Bernardino County Animal Services website and from the Animal Defense League.

Motel 6?

Some disaster shelters are not allowed to accept pets because of health and safety regulations and other considerations. It could be difficult to find shelter for your animals in the middle of a disaster, so plan ahead. Do not wait until disaster strikes to do your research.

Contact hotels and motels outside of your immediate area to find out about their policies on accepting pets and restrictions on number, size, and species. Ask if "no pet" policies could be waived during an emergency. Keep a list of "pet friendly" places, including phone numbers, with other disaster information and supplies.

Ask friends, relatives, or others outside the affected area whether they could shelter your animals. If you have more than one pet, they may be more comfortable if kept together, but be prepared to house them separately.

Prepare a list of boarding facilities and veterinarians who could shelter animals in an emergency; include 24-hour phone numbers.

Take a look at the SCAMPP contact list and see which members are available to assist in transport and/or board your pig(s) if necessary.

You should not rely on animal shelters to provide emergency shelter for your pets during a disaster because the majority of shelters are already over-burdened caring for the animals they already have as well as those that are displaced by disasters. The animal shelters should be your last resort.

A Pet Disaster Supply Kit

Whether you are away from home for a day or a week, you will need essential supplies. Keep items in an accessible place and store them in sturdy containers that can be easily carried. Your pet disaster supply kit should include:

- * Medications and medical records (stored in a waterproof container) and a first aid kit specific to the animals you own.
- * Leashes, harnesses, and/or carriers to transport pets safely to ensure that your animals cannot escape.
- * Current photos of your pets in case they get lost. Make sure you know the numbers of local animal shelters in case you do lose your pet. There is a good chance it may be turned in.
- * Food, portable water, bowls, pet beds, blankets and toys.
- * Information on feeding schedules, medical conditions, behavior problems, and the name and number of your veterinarian in case you have to foster or board your pets.
- * Pet waste bags
- * **MOST IMPORTANT** - The SCAMPP contact list!! This list identifies members that may be able to assist with transport or boarding.


Be Proactive!

Since warning signs are typically issued hours, and sometimes days in advance, be proactive to protect your pets at the first sign of a disaster.

- * Call ahead to confirm emergency shelter arrangements for you and your pets.
- * Check to be sure your pet disaster supplies are ready to take at a moment's notice.
- * Bring all pets into the house so that you won't have to search for them if you have to leave in a hurry.
- * Make sure all of your pets, pigs included, are wearing collars/harnesses and securely fastened, up-to-date identification.
- * Attach the phone number and address of your temporary shelter, if you know it, or a friend or relative outside the disaster area in case you become separated from your pet. You can buy temporary tags or put adhesive tape on the back of your pet's ID tag.
- * Planning and preparation will enable you to evacuate with your pets quickly and safely.

Lastly, if you must evacuate your home, do not leave your animals behind. Take them to a prearranged safe location if they cannot stay with you during the evacuation period. Since there is a possibility that a disaster may strike while you are away from home, consider placing a "Pet Alert" sticker on a front-facing window to alert emergency workers' to the presence of animals in your home. I just recently purchased one of these from the SCAMPP booth at one of our events that includes POTBELLY PIGS! You could also take it a step further and speak with your neighbors about setting up a plan to help one another in someone's absence.





Shelter List

Laura would like to start a list for members to "adopt" an animal shelter near them. By adopting a shelter, the member will be responsible for educating the shelter employees on proper care and feeding of PBPs, and they will also serve as a contact person for the shelter to call in case they get a potbellied pig in, but they will also periodically check to be sure a pig isn't there, but someone forgot to call our SCAMPP contact. The member can e-mail Laura with the shelter(s) of their choice, and she will work on completing the spreadsheet. Laura's e-mail is: laurasayre@yahoo.com or phone 909-263-9202.

Who are the Mystery Pigs?



THEY'RE COMING!!

BE SURE TO SEE

NEXT MONTH'S

NEWSLETTER FOR A

SPECIAL ARTICLE

TREASURER'S REPORT



Where does my money go?

As treasurer the most common question I get asked is: "Where does my membership money go?" The second question is: "Why did my dues go up?" So I thought I would write this for everyone so you can see for yourselves and at the same time explain why there was an increase this year. To keep this simple I have converted the numbers to each membership, first as newsletter only, second to full membership.


The largest portion of your dollars goes to the newsletter. This year with the slightly smaller version going out we will spend about \$14 or 40% of full membership and 56% of newsletter only. Each member also pays \$1 for the website fees, postage fees, P.O. Box fees and educational materials for a total of \$4. By the way, the website is maintained for free by Peggy, which saves our organization several hundred dollars a year (thank you, Peggy). The remaining \$7 goes to Administration costs (about \$5) and office supplies (about \$2).

Full membership pays all of the above fees plus \$10 for our quarterly associations. These are sanctuaries located throughout Southern California. This money is used to help buy food and medical care for abused or abandoned pigs. A worthwhile cause indeed!

As you can see from these numbers we lost money on each and every membership. Last year we actually paid MORE per newsletter and threw in the Christmas Party. Because of this loss, a lot of the money donated and raised went to get us back in balance.

This year by dedicating all of your money for these expenses, SCAMPP has been able to take 100% of our donations and fund raising and contribute directly to the needs of pigs. Through the month of March we have paid out more than \$1000 to help cover the costs of spay/neuter of recently rescued pigs. I'm proud of that number as last year we spent about \$600 for the entire year. This is an amortized increase of more than 650%! All of this came about because of a \$10 increase in full membership.

I hope this answers both of the questions to your satisfaction. If not, you can always find me at the monthly meeting or you can send me an email at john@scampp.com or send me a note to our P.O. Box. I love answering questions. ~ John Baker, Treasurer



In Memory of Dozer

As some of you may already know, Monday - April 6th, we had to help Dozer cross the Rainbow Bridge. I had the vet out to evaluate him on Friday, as I'd noticed his mobility has been progressively diminishing and his skin cancer was getting worse as well. Sadly, she agreed and told me that it would be kindest to do it sooner rather than later. We were worried about fly season starting up and what would result with all his open wounds as well as a possible broken hip at the worst times. Which is when these things usually happen.

What made making this decision so difficult was his eagerness to greet me for his meals in the morning and in the evening and that ever-wagging tail and million dollar smile, in spite of his discomfort. This pig was one of the most appreciative we've ever taken in. He never

spat out a Brussels sprout or mustard green. He was happy with every scrap of food that came his way. He liked to help me pop corn on Sundays, listening to music, sipping wine and knocking things over in the feed shed like a bull in a china shop.

He went peacefully without a fight and fell asleep with his head in my lap. He was tired. Guardian Aftercare came to pick him up. He will be cremated and his remains will be returned home. There has been a definite void since his passing.

Somehow, we always had a feeling that he would be one of the first to go because he came to us so old and in such poor shape. Goodness knows, he never looked back and never held a grudge. Dozer is the first piggy we've lost since we became involved in rescue. It's just never something you get used to.

Thank you to everyone for your support today and always. ~ Hugs and grunts, Marlies,

www.pigharmony.com



Itty Bit & Snuggles



Two of my favorite pigs at Little Orphan Hammies. Itty & Snuggs were rescue pigs that Suey had loved and cared for about 10 years. They were at least 13+ years old and were the tiniest cutest piggies with smushed-in faces you ever saw. I adored them so much and every time I'd see them I'd want to pig-nap them and bring them home!!! My heart broke the day Suey e-mailed me and told me Itty had passed away (Feb. 12th). My heart also broke again when she e-mailed me and told me Snuggles (Snuggs) had gained her wings and went to be with Itty (April 4th). The loss of Itty and Snuggs is everyone's loss; everyone who knew them loved them. Our condolences go out to Suey because she loved and cared for them the most. Thanks Suey for all you have done and still do to love and care for so many pigs. ~ Peggy



Member Condolences

All of us at SCAMPP offer deepest condolences to our long-time member, Kelly Millnitz from Tucson, Arizona upon the sudden loss of her mother, Sandy Garrett of Huntington Beach, CA. Kelly, please accept our prayers to console you during this time.

**IF YOU HAVE A
CONDOLENCE OR
SPECIAL OCCASION
THAT YOU WOULD LIKE
MENTIONED, PLEASE
CONTACT PEGGY AT**
peggy@scampp.com

OR 951-685-0467

*Sorry, I ran out of room
for birthdays, I will put
them in next month's
issue ~ Peggy*

Congratulations



**Board
Members,
Laura Sayre
And
Chad Russ,**

**were married
March 27, 2009.**

Best Wishes Always !!!




New Members
Jenna Hipp Muller
Marion Franklin
Daryn Farmer

Pigatopia Studios

Custom oil paintings, watercolors, airbrushing, wood burning, glass etching, and portraits of humans, animals, cars, and much more!

Shannon Ivins
3640 S. Suncoast Blvd
Homosassa, FL 34448
352-628-2655

www.pigatopia.etsy.com



54 pages.

20 bright full colored drawings.

Softcover.

10% of the sales comes off the top and goes directly to Noah's Ark Pot Bellied Pig Sanctuary in Port Richey, Florida.

An educational book about life on an animal rescue from the animals' point of view. The book follows a group of rescued pot bellied pigs around an animal rescue allowing you to read about their lives and see what they think. The book is written for all ages young and old.




All the money generated from the sale of this item will go to help pay for food shelter and vet bills of abandon abused and rescued animals.

* Free gift with every purchase! Each item you purchase is another free gift no extra charge on shipping.

Simply Hydroponics and Organics

Now carrying a full line of solar and wind powered equipment call for more info!



Simply Hydroponics and Organics North
 3640 S. Suncoast Blvd
 Lecanto, FL 34448
 (352) 628-2655

Simply Hydroponics and Organics South
 7949 Ulmerton Rd
 Largo, FL 33771
 (727) 531-5355

Visit us online: www.simplyhydro.com



One stop shop for all your organic and hydroponics needs. We carry a full line of natural, organic, and safe pesticides: diatomaceous earth, natural pyrethrin, cedar oil and many more.



Fox Farm Happy Frog Soil Conditioner is ideal for amending existing garden beds. Happy Frog Soil Conditioner loosens clay soils and provides air space for healthy roots. It neutralizes acidic soils. Contains composted forest humus, earthworm castings, bat guano, oyster shell and dolomite lime (for pH adjustment), humic acid (derived from Leonardite), granite dust, and mycorrhizae (beneficial microbes).

Simply Hydroponics and Organics carries a complete line of Hired Bugs.

Due to Shipping Price and Bug Availability (*most beneficial bugs are seasonal*).



Ladybugs eat aphids and other soft-bodied insects, and can be stored in the refrigerator 1-10 weeks at 35-40 degrees F (depending on time of year). For counter and impulse sales the bag of 1,500 is ideal. Ladybugs may not be available during late April and May (ask).

100% Organic: Certified Organic by California Certified Organic Farmers.

We carry organic herb, vegetable, and mammoth sunflower seeds!

Ads / Announcements

Remember to order your
Healthy Pigs
 Products and
 Autumn's Eve
 Posh Pig Products
 via our SCAMPP website
 (see "**Products Available**"
 link at www.scampp.com)
 and SCAMPP gets a
 percentage of the
 cost of your order.
 Contact Peggy for info.

SCAMPP HOODIES

Same as our SCAMPP T-Shirts, Royal Blue with large logo on back and small logo on front.

ZIPPERED Hooded Sweatshirts - (NORMAL THICKNESS) -
 Size S, M, L, & XL are \$24
 Size XXL is \$26
 Size XXXL - N/A

ZIPPERED Hooded Sweatshirts - (HEAVY THICKNESS) -
 Size S, M, L, & XL are \$28
 Size XXL & XXXL is \$29


Hooded PULL-OVER Sweatshirts (NORMAL THICKNESS) -
 Size S, M, L, & XL are \$18
 Size XXL is \$21
 Size XXXL N/A


Hooded PULL-OVER Sweatshirts (HEAVY THICKNESS) -
 Size S, M, L, & XL are \$22
 Size XXL is \$26
 Size XXXL - N/A


To see an example, come to the meetings. Or for more info, contact Peggy at 951-685-0467


Ads are a great way to promote your **business, hobbies** or talents.

Our advertising rates are as follows:

 Business card size,
 \$10 per quarter

 1/4 page,
 \$15 per quarter

 1/2 page,
 \$20 per quarter

 3/4 page,
 \$25 per quarter

 Full-page,
 \$30 per quarter

Contact Peggy if you'd like to place an ad.

Hoof Trimming Services Support Our Members

Advertising Space Available!

NEW !!

Stacy's Mobile Hoof and Tusk Trimming

Located in Davis, CA, but willing to travel within reason. Also available to clean eyes and ears and administer shots. Contact Stacy at 661-312-6280 or e-mail: piggylover529@hotmail.com

PIG PAL

MOBILE POTBELLED PIG HOOF & TUSK TRIMMING

MOBILE

Pam Martin (SCAMPP member)
951-294-0118

Check out my website for more info and photos:
<http://piggyhooftrimming.com>



Ad paid for by Pam M.


Meeting Information & Store

NEXT MEETING MAY 9, 2009

The location is **Flo's Farmhouse Restaurant, 5620 Van Buren in Riverside. Meeting starts at 5:55pm**

Some of us like to get there about 5:00pm for "dinner and piggy-talk" before the meeting. We'd love to see you!! After our general business, we get down to the FUN stuff, such as our raffle, bingo (you could win a very nice prize!), and our membership drawing (this is where "members" names are put into the tumbler, the member drawn wins \$\$ (if present) . You are also encouraged to bring items to donate to our raffle table. The raffle tickets (3 tickets for \$1) & bingo card sales (\$1 per card) go to our SCAMPP treasury to help with club expenses such as rescues we support and cost of printing & postage of the newsletter. Come on out and join us!

We welcome new faces and new ideas. Kids are welcome and you don't have to be a member to attend our meetings.




SCAMPP T-SHIRTS

Sizes S, M, L, & XL are \$12 and Sizes XXL & XXXL are \$15. Pick - up (at the meetings or by arrangement) and save shipping - or add \$3 if mailed. Contact Peggy at 951-685-0467.



DECALS

White on clear background. Can be used on car windows, furniture, book covers, binders, almost anything. Two for \$5.00 or \$3.00 each as a fundraiser for SCAMPP. Stickers are 7" x 7". Contact Peggy at 951-685-0467.



**\$3 each
or 2 for \$5**

NEW



DID YOU KNOW?

From The Mystery Pig

- ▶ Mix 2 cups of Quaker Oats and 1 cup of water in a bowl and warm in the microwave for 1 minute, cool slightly and apply the mixture to your hands for soothing relief from arthritis pain.
- ▶ Rainy day cure for dog odor, next time your dog comes in from the rain, simply wipe down the animal with a clothes dryer sheet, instantly making your dog smell springtime fresh.
- ▶ Never sign the back of your credit cards when you receive them, instead, write on the back of them "photo ID required". Should your card be stolen it will make it more difficult to use if the merchant ask the theft for photo identification.
- ▶ Photocopying the contents of your wallet (front and back of credit cards) and then safely securing that information will make it easier to notify the companies if your wallet is stolen and easier to fill out a police report quickly.
- ▶ Hidden cell phone battery power, should your cell phone battery indicate a low charge, press the keys (*3370#) on your key pad. The cell will restart with this reserve and your cell will show a 50% increase in battery strength. This reserve power will be re-charged to the reserve supply during your next charging.
- ▶ Store your open chunks of cheese in aluminum foil. It will stay fresh longer and will take much longer to form mold.
- ▶ Bell peppers with 3 bumps on the bottom are sweeter and better for eating.
- ▶ Bell peppers with 4 bumps on the bottom are firmer and better for cooking.

IF YOU KNOW a "DID YOU KNOW" that you would like to see printed, please send or e-mail it to "The Mystery Pig" in care of the SCAMPP newsletter editor.

Ads / Announcements

Another Editor Note: DONATION OPPORTUNITY

I have added a couple new items to our SCAMPP website. I am still trying to find time to add pictures. However, since we've had a need for a General Spay/Neuter Fund, I have added a link on home page to a button where folks can donate to a General Spay/Neuter Fund. Spread the word to even Non-SCAMPP members that may wish, or may be able to donate. Since SCAMPP is registered non-profit, we will supply a donation receipt/letter for tax-purposes.

~ Peggy, Newsletter Editor
& Webmaster



Remember, we always need blankets, sheets, quilts, comforters and any bedding that can be used to keep pigs warm in the cold weather. It doesn't matter if they're torn or stained (the pigs don't care). Go to your local hospitals and thrifts stores and get put on a contact list for these items that they would normally toss in the garbage because they can not sell or re-use them. Contact any officer or board member for pick-up.



★ Burnie ★ THE TRICK MASTER! A Potbelly Pig event you will never forget!

Owner: Patty Hill (503) 253-8768
For Booking Information
pattyrocs@msn.com

Burnie: The Trick Master DVD

This 16-minute DVD of tricks and training tips by Burnie and Patty will entertain you and give you training ideas for your pig. Funds from this DVD go to NWMPA. Burnie is also available for events and parties (in the Portland area)! If you have training or pig questions, please feel free to contact Patty.

To order DVD or book Burnie, contact:
Patty Hill, (503) 253-8768

\$7.00



Ad paid for by Patty

Announcements



**New Animal Planet Series,
begins 4-11-09, 9pm EST, 6pm CA time.
Watch for some of the PIGHARMONY pigs (7th episode, May 23).
Groomers will groom three of Marlies' pigs.
(Roxanne, Miss Pretty and Binky).
Sneak Peek here:**

<http://animal.discovery.com/videos/groomer-has-it-2-sneak-peek.html>

BIG SUNDAY '09

MAY 2ND AND 3RD



EVERYONE HELPS.
EVERYONE WINS.

Big Sunday is the largest regional community service event in America. It's a time for community building — when volunteers of every age and from every walk of life — work together to help others. Big Sunday is driven by the belief that everyone has something to give—no matter who you are, what you do, how much money you have, where you live or what ethnicity or religion you happen to be. Everything about Big Sunday is non-denominational and apolitical. All anyone is asked for is his or her time and talent (in other words, no money). The day is totally underwritten by foundation grants and private and corporate donations. See bigsunday.org for more info.

SCAMPP members as well as volunteers supplied by the Big Sunday Organization will be going to Little Orphan Hammies for a Work Day, on **SATURDAY, MAY 2nd**. If you are interested in joining the team of volunteers, please contact our SCAMPP President, Andrew, at 714-206-8131.

Announcements




☞ Shannon Ivins - Two hand-painted water-color paintings donated to raffle off as a fundraiser for rescue pigs.

☞ Marilyn Wiggins - Box of brand new fleece blankets donated to rescue pigs.

☞ Crystal, Bobbie Cain, Andrew and Others - Pet Expo Products

☞ Tom Everett - SCAMPP Decals (we got double the amount of decals that we paid for!)



☞ Marlies - "Never Say Sty" Books to be raffled off by Author Linda O. Johnston which mentions SCAMPP and potbellied pigs

COMIC SECTION



Contrary to popular belief, this little piggy never actually made it to the market.



"I'm all for ride sharing, but why is it that everyone else always expects us to pick them up?"

ADOPTION CORNER

Pigharmony.com



***Placing Pigs That Need Homes
in Homes That Need Pigs.***



PENNY (on the left) was born Sept 2008, spayed, is a little shy at first, but warms up quickly.

MARCO (on the right) is approx. 1 year old, neutered male, and is super sweet and friendly.

If you are interested in adopting PENNY or MARCO, please fill out the adoption application at www.pigharmony.com in its entirety and we will contact you, or email piggywiggly@pigharmony.com.

Please see many more pigs available for adoption on www.petfinder.com.

Vegas Pig Pets
Don't buy a Piglet ... Adopt a PigPet!



ASIMO is a 2 year old, neutered male. He is quite overweight but has lost quite a bit! He is very, very sweet and loves to give piggy kisses. He needs a home that will be strict on his food intake and exercise him to make him lose weight. His owner has had family tragedy and is need of placing him in a safe, forever home as soon as possible. Since becoming an indoor/outdoor piggy, he has his own exercise area and has lost about 30-40 lbs. He still runs and rolls around like a youngster, but needs strict guidance! Can you give him a second chance? If interested in Asimo or more pigpets, see www.vegaspigpets.org or email info@vegaspigpets.org.

***These are just a few of the pigs that need homes.
Go to petfinder.com and search "pig" in your zip code.***

Contact Information

OFFICERS:

PRESIDENT:
Andrew Billings
(714)-206-8131
E-Mail: president@scampp.com

VICE PRESIDENT:
Chad Russ
(909)-263-9202
E-Mail: chad@scampp.com

TREASURER:
John Baker
(714) 229-0670
E-Mail: john@scampp.com

SECRETARY:
Peggy Wimberly
(951) 685-0467
E-Mail: peggy@scampp.com

ASSISTANT SECRETARY:
Katelyn Johnson

NEWSLETTER EDITOR:
Peggy Wimberly
(951) 685-0467
E-Mail: peggy@scampp.com

BOARD MEMBERS:

Bobbie Cain
(951) 685-5607
E-Mail: wildwoman129@att.net

Sabrina Cheslin
(714) 785-1167
E-Mail: sabrina@scampp.com

Jo Davis
(951) 591-2184
E-Mail: pigs4life@aol.com

Elliott Eiden
(714) 782-4087
E-Mail: elliott@scampp.com

Monique Martinez
(909) 489-9857
E-Mail: mmartz78@scampp.com

Laura Sayre
(909) 263-9202
E-Mail: laura@scampp.com

Alternate Board Members:
Makayla Martinez
Summer Sayre

ADOPTION COMMITTEE:

We encourage adopting & rescuing (as opposed to breeding) in order to provide loving homes for the many homeless pigs already in shelters, sanctuaries & foster care. Please contact one of the following:

Colleen Hinds - 909 337-0627
Marlies Reno - 661-269-2656

DISCLAIMER:

At this time, SCAMPP HAS FILED it's 501(c)(3) as a Non-Profit Organization. We are an organization with members who are interested in educating the general public on matters of potbellied pigs and we financially support various local and state rescues as funds permit. The opinions expressed by people in particular articles are not the express opinion of SCAMPP officers or SCAMPP Board of Directors, but are offered to educate, amuse, and stimulate a variety of ideas regarding the care, health, promotion and training of potbellied pigs. We welcome your opinions about the newsletter and encourage you to submit your articles and anecdotes.

MISSION STATEMENT:

The primary objectives and purposes of this corporation shall be: To provide advocacy, action, and necessary support towards attaining the best quality of life for pigs as pets; to supply education about the pig and pigs as pets to current pig owners, prospective pig owners, the general public, civic partners, and community partners; to give back to the needs of the community through services provided by SCAMPP and collaborations with SCAMPP, with the interest of the breed incorporated into these endeavors; and to continuously enhance the association to meet these objectives and purposes.

Join SCAMPP or renew your membership

New? ___ or Renewal? ___ Date _____

Name: _____ Birthday (year not necessary) _____

Address: _____

City: _____ State: _____ Zip: _____

Phone Number: _____ E-Mail: _____

Do you have potbellied pig(s)? If so, how many? ___ Age(s)? _____

Pigs Names and birthdates _____

Yearly Membership Fees:

___ \$35.00 - includes Newsletter, voting privileges and more

___ \$25.00 - includes Newsletter only

___ Extra donation for rescued pigs

___ Extra donation for _____



You may also join or renew online at www.scampp.com

Send to:
SCAMPP Membership
8304 Limonite, Suite D, BOX 21
Riverside, CA 92509

Memberships run from January to December.
Can be pro-rated after Sept. Revised: Dec. 2008